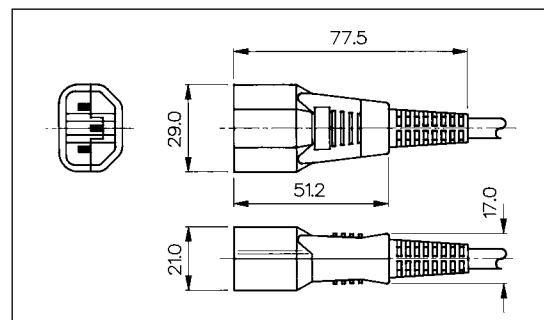


BS EN60 320 - 2 - 2 (Standard Sheet E Class I) Non Rewirable

IEC MALE STRAIGHT



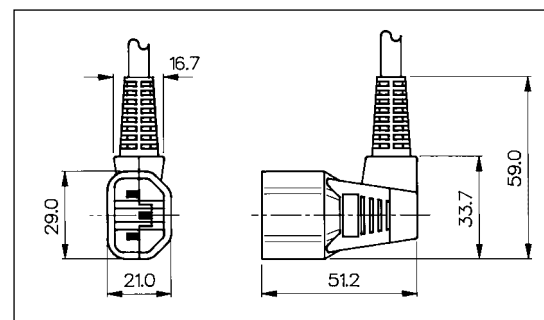
- Non Rewirable
- Various Cable Lengths
- Choice of Colours
- 10A, 250V a.c.



IEC MALE ANGLED



- Non Rewirable
- Various Cable Lengths
- Choice of Colours
- 10A, 250V a.c.



Ordering Data

Length	PZ0500	PZ0600
2 Metres	PZ0500/2M00	PZ0600/2M00
2.5 Metres	PZ0500/2M50	PZ0600/2M50
3 Metres	PZ0500/3M00	PZ0600/3M00

For grey or white versions add colour suffix /GY or /WH
e.g. PZ0500/2M50/GY = 2.5 metre length, colour grey

Specification	PZ0500/Length/Colour	PZ0600/Length/Colour
Cable Lengths (standard):	2m (/2M00), 2.5m (/2M50), 3m (/3M00)	2m (/2M00), 2.5m (/2M50), 3m (/3M00)
Cable type: 2m and under over 2m	0.75mm ² 1.00mm ²	0.75mm ² 1.00mm ²
Terminations:	Bared ends	Bared ends
Max. Rating:	10A, 250V a.c.	10A, 250v a.c.
Contact Resistance:	<10mΩ	<10mΩ
Insulation Resistance:	>10 ⁴ MΩ @ 500V d.c.	>10 ⁴ MΩ @ 500V d.c.
A.C. Breakdown:	Pole-Pole 6.5kV Poles-Accessible parts 6kV	Pole-Pole 6.5kV Poles-Accessible parts 6kV
Operating Temp. Range:	0°C to +70°C	0°C to +70°C
Withdrawal Force:	10N (Min.) 50N (Max.)	10N (Min.) 50N (Max.)
Mouldings:	Polycarbonate Flammability Rating UL 94V-0	Polycarbonate Flammability Rating UL 94V-0
Contacts:	Brass, Tin Plated	Brass, Tin Plated
Approvals:	⚡ (pending)	⚡ (pending)
Mates with:	PX0675, PX0695, PX0783, PX0793, PX0714	PX0675, PX0695, PX0783, PX0793, PX0714
Colours:	Black (blank), Grey (/GY), White (/WH)	Black (blank), Grey (/GY), White (/WH)
Variants:	For other lengths please contact the sales office	
RoHS	Compliant	Compliant

Connectors




PZ0100 IEC Female Straight

Opposite End Plugs




PZ0500 IEC Male Straight



PZ0200 IEC Female Angled



PZ0600 IEC Male Angled



PZ0800 BS1363 Plug

How to Order

PZxx xx / xxxx / xx xx				
Connector	Opposite End Plug	Cable Length (standard)	Colour	Fuse Rating
01 = PZ0100 02 = PZ0200	05 = PZ0500 06 = PZ0600 08 = PZ0800	2M00 = 2 Metres 2M50 = 2.5 Metres 3M00 = 3 Metres	BK = Black* GY = Grey WH = White * For PZ0800 variants only, for others leave blank for black.	03 = 3AMP 05 = 5AMP 10 = 10AMP Required for PZ0800 only, for other connectors leave blank.

Examples:

PZ0105/2M00 = PZ0100 black with PZ0500 on opposite end with 2 metres of cable.

PZ0108/2M00BK05 = PZ0100 black with PZ0800 on opposite end with 2 metres of cable and 5AMP fuse.

Notes:

Cord Sets with cable length of 2 metres and under use 0.75mm² cable.
Cord Sets longer than 2 metres use 1.00mm² cable in accordance with BS EN60 320, IEC799.

Cord Set length measured from connector face to connector face.
This table shows only standard configurations, for variations of cable length, colour or connector/plug combinations please contact the sales office.