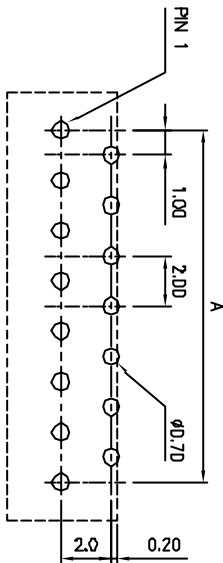
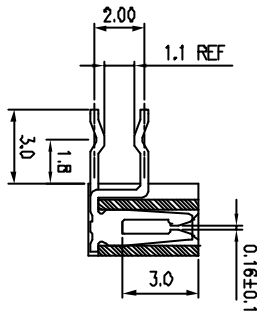
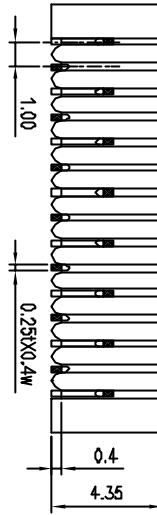
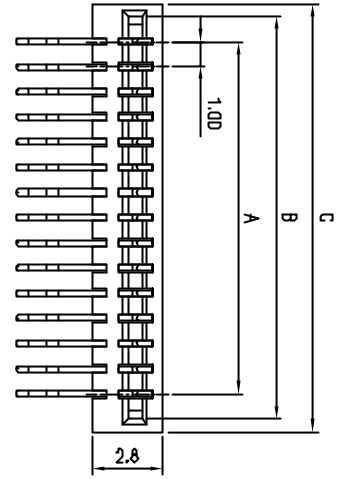
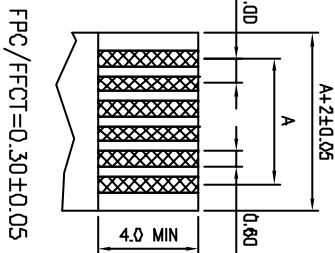


PROD NO
SEE NOTE



RECOMMENDED PCB LAYOUT



FPC/FPC-T=0.30±0.05

■ DIMENSION TABLE

Counts	Dimensions		Counts	Dimensions	
	A	B		A	B
03	2.00	4.1	5	19.00	21.1
04	3.00	5.1	6	20.00	22.1
05	4.00	6.1	7	21.00	23.1
06	5.00	7.1	8	22.00	24.1
07	6.00	8.1	9	23.00	25.1
08	7.00	9.1	10	24.00	26.1
09	8.00	10.1	11	25.00	27.1
10	9.00	11.1	12	26.00	28.1
11	10.00	12.1	13	27.00	29.1
12	11.00	13.1	14	28.00	30.1
13	12.00	14.1	15	29.00	31.1
14	13.00	15.1	16	30.00	32.1
15	14.00	16.1	17	31.00	33.1
16	15.00	17.1	18	32.00	34.1
17	16.00	18.1	19	33.00	35.1
18	17.00	19.1	20	34.00	36.1
19	18.00	20.1	21	35.00	37.1
			21	36.00	37.1

- MATERIAL
INSULATOR: GLASS-REINFORCED THERMOPLASTIC.
CONTACT: COPPER ALLOY.
PLATING: TIN/LEAD PLATED OVER NICKEL
- ELECTRICAL
CURRENT RATING: 0.5 AMP.
DIELECTRIC WITHSTANDING VOLTAGE: 500 VAC MIN.
INSULATION RESISTANCE: 1000 MEGOHMS MIN.
CONTACT RESISTANCE: 30 MILLIOHMS MAX.
- ENVIRONMENTAL
TEMPERATURE RANGE: -55°C TO +85°C.
- PART NO.
10021308 - 0 X X

NO. CIRCUITS

tolerances unless otherwise specified

mat'l. code

part no

dr

date

line

angles

dr

brngt

chr

appd

sheet index	revision sheet	sheet	index
1	A	1	

FCI www.fci.com

CUSTOMER COPY

NON-ZIF FPC/FFC
1.0 R/A DIP TYPE

product family FPC/FFC
size 10021308
code sheet 1 of 1

AC:AD

code code
22526