Major League Electronics .079 cl Terminal Strip Headers - Surface Mount - Vertical

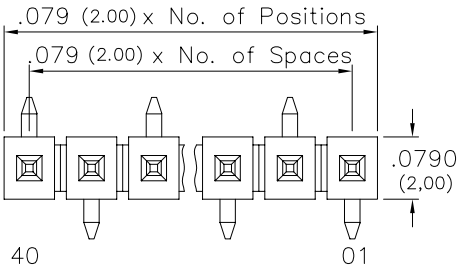

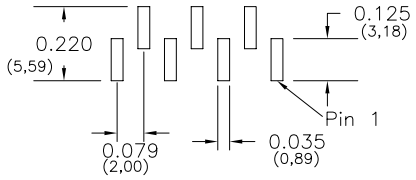

Recommended P.C. Board Layout

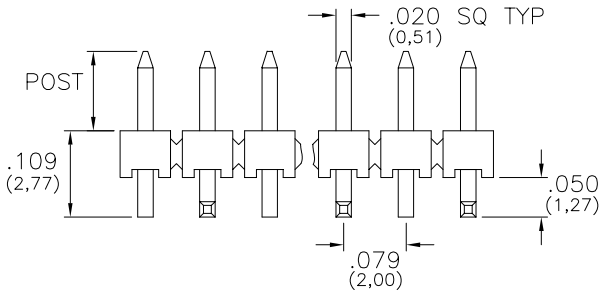

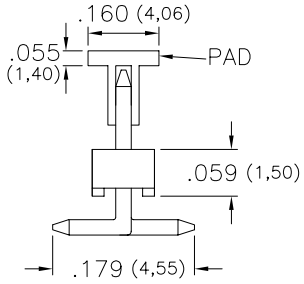

Tails may be clipped to achieve desired pin length

Ordering Information

TSHSCM-2 XX – S – XXX – XX – XX – V – XXX – S – XX – X – LF

- Pins Per Row: 01 - 40
- Row Specification: S = Single Row
- Desired Post Height: Please specify, e.g. .100 (2.54) = 100
- Lead Free
- Packing Information
  - TR-P = Tape and Reel with Plastic Pick and Place pad
  - TB-P = Tube with Plastic Pick and Place pad
  - TB-0 = Tube without Pick and Place Pad
  - *If left blank, packaging at MLE's discretion*
  - *Pad may be metal, mylar or plastic*
- Footprint: S = pin 1 left
- Polarized Position: Leave blank if not needed. If required, specify empty pin position, e.g. 012 for Pin 12
- Vertical

Select nearest Max. Post Height greater than your Desired Post Height

Pin Options		
Max. Post Height		
.065	1.65mm	01
.088	2.24mm	02
.126	3.20mm	04
.156	3.96mm	06
.230	5.84mm	16
.250	6.35mm	20
.289	7.34mm	21
.388	9.86mm	30
.408	10.36mm	34
.427	10.85mm	35
.447	11.35mm	36
.546	13.87mm	39
.565	14.35mm	40

	Plating Options
H	30µ Gold on Contact Area / Matte Tin on Tail
T	Matte Tin All Over
GT	10µ Gold on Contact Area / Matte Tin on Tail
G	10µ Gold on Contact Area / Flash on Tail
F	Gold Flash over Entire Pin

Specifications

Current Rating: 3.0 Ampere
Insulation Resistance: 1000MΩ Min.
Dielectric Withstanding: 500V AC
Contact Resistance: 20 mΩ Max.
Operating Temperature: -40°C to + 105°C
Max. Process Temperature:
- Peak: 260°C up to 10 secs.
- Process: 230°C up to 60 secs.
- Wave: 260°C up to 6 secs.
- Reflow: 260°C up to 10 secs.
- Manual Solder: 350°C up to 5 secs.

Materials

Contact Material: Phosphor Bronze
Insulator Material: Nylon 6T
Plating: Au or Sn over 50µ" (1,27) Ni

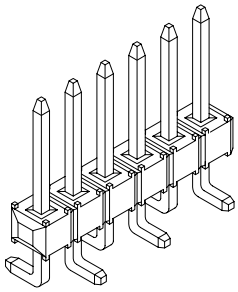

Mates with:
BCSS,
BSSH,
BSSHC,
BSSQ,
BSSQC,
BSSQM,
LSMBC,
LSSHSM,
SMBC,
SSHQ,
SSHQR,
SSHR,
SSHS,
SSHSM,
ULSMBC

Products cut to specific sizes are uncancellable/nonreturnable

Parts are subject to change without notice

TSHSCM-2-SV-S SERIES	.079 cl Single Row - Surface Mount Terminal Strip Headers - Vertical	13 FEB 07	Scale NTS

UNLESS OTHERWISE SPECIFIED DIMENSIONS IN INCHES (MM) TOLERANCES ARE:
ONE PLACE DECIMALS ±.100
TWO PLACE DECIMALS ±.010
THREE PLACE DECIMALS ±.005
FOUR PLACE DECIMALS ±.0020
ANGLES ±5°

4235 Earnings Way, New Albany, Indiana, 47150, USA
1-800-782-3486 (USA/Canada/Mexico)
Tel: 812-944-7244
Fax: 812-944-7268
E-mail: mle@mlelectronics.com
Web: www.mlelectronics.com

Edition 1

Sheet 1/1