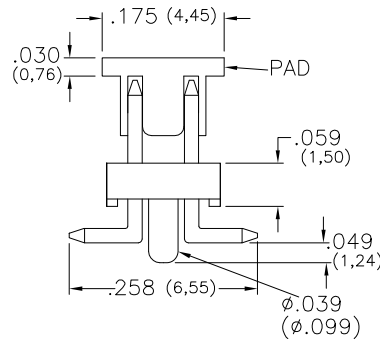
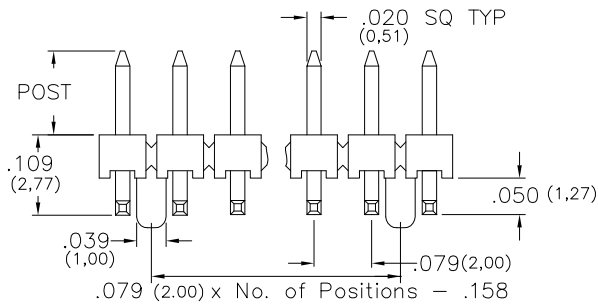
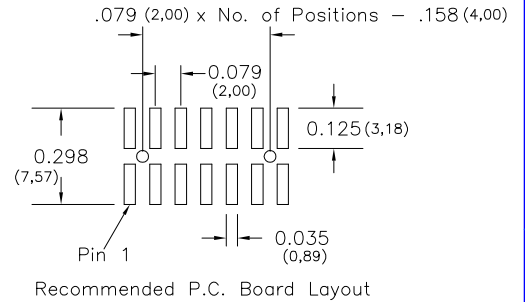
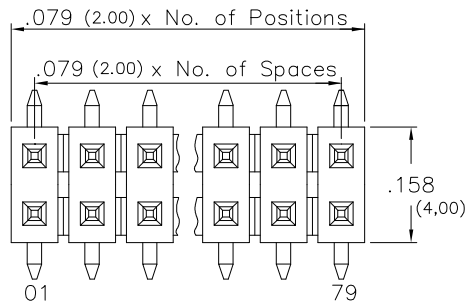


Major League Electronics .079 cl Terminal Strip Headers - Surface Mount - Vertical



Tails may be clipped to achieve desired pin length

Ordering Information

TSHSCM-2 [] - D - [] - [] - [] - V - [] - [] - [] - [] - LF

Pins Per Row
01 - 40

Row Specification
D = Dual Row

Desired Post Height
Please specify
e.g. .100 (2.54) = 100

Select nearest Max. Post Height greater than your Desired Post Height

Pin Options		
Max. Post Height		
.065	1.65mm	01
.088	2.24mm	02
.126	3.20mm	04
.156	3.96mm	06
.230	5.84mm	16
.250	6.35mm	20
.289	7.34mm	21
.388	9.86mm	30
.408	10.36mm	34
.427	10.85mm	35
.447	11.35mm	36
.546	13.87mm	39
.565	14.35mm	40

Lead Free

Alignment Pin
Leave blank if not needed
AP = With

Packing Information

TR-P = Tape and Reel with Plastic Pick and Place pad
TB-P = Tube with Plastic Pick and Place pad
TB-0 = Tube without Pick and Place Pad
If left blank, packaging at MLE's discretion
Pad may be metal, mylar or plastic

Polarized Position
Leave blank if not needed
If required, specify empty pin position, e.g. 012 for Pin 12

Vertical

Plating Options

H	30µ Gold on Contact Area / Matte Tin on Tail
T	Matte Tin All Over
GT	10µ Gold on Contact Area / Matte Tin on Tail
G	10µ Gold on Contact Area / Flash on Tail
F	Gold Flash over Entire Pin

Specifications

Current Rating: 3.0 Ampere
Insulation Resistance: 1000MΩ Min.
Dielectric Withstanding: 500V AC
Contact Resistance: 20 mΩ Max.
Operating Temperature: -40°C to + 105°C
Max. Process Temperature:
Peak: 260°C up to 10 secs.
Process: 230°C up to 60 secs.
Wave: 260°C up to 6 secs.
Reflow: 260°C up to 10 secs.
Manual Solder: 350°C up to 5 secs.

Materials

Contact Material: Phosphor Bronze
Insulator Material: Nylon 6T
Plating: Au or Sn over 50µ" (1.27) Ni

Products cut to specific sizes are uncancellable/nonreturnable

Parts are subject to change without notice

TSHSCM-2-DV SERIES

.079 cl Dual Row - Surface Mount
Terminal Strip Headers - Vertical

13 FEB 07

Scale
NTS

UNLESS OTHERWISE SPECIFIED
DIMENSIONS IN INCHES (MM)
TOLERANCES ARE:

ONE PLACE DECIMALS ±.100
TWO PLACE DECIMALS ±.010
THREE PLACE DECIMALS ±.005
FOUR PLACE DECIMALS ±.0020
ANGLES
±5°



4235 Earnings Way, New Albany, Indiana, 47150, USA
1-800-782-3486 (USA/Canada/Mexico)

Tel: 812-944-7244
Fax: 812-944-7268

E-mail: mle@mlelectronics.com
Web: www.mlelectronics.com

Edition
1

Sheet
1/1

Mates with:

BCSS,
BSSH,
BSSHC,
BSSQ,
BSSQC,
BSSQM,
LSMBC,
LSSHSM,
SMBC,
SSHQ,
SSHQR,
SSHR,
SSHS,
SSHSM,
ULSMBC

