






# GENERAL PURPOSE TRANSFORMERS



## 2 Watt Pulse, Electrostatically Shielded, 500 mW Pulse, RF Pulse, and Control Transformers



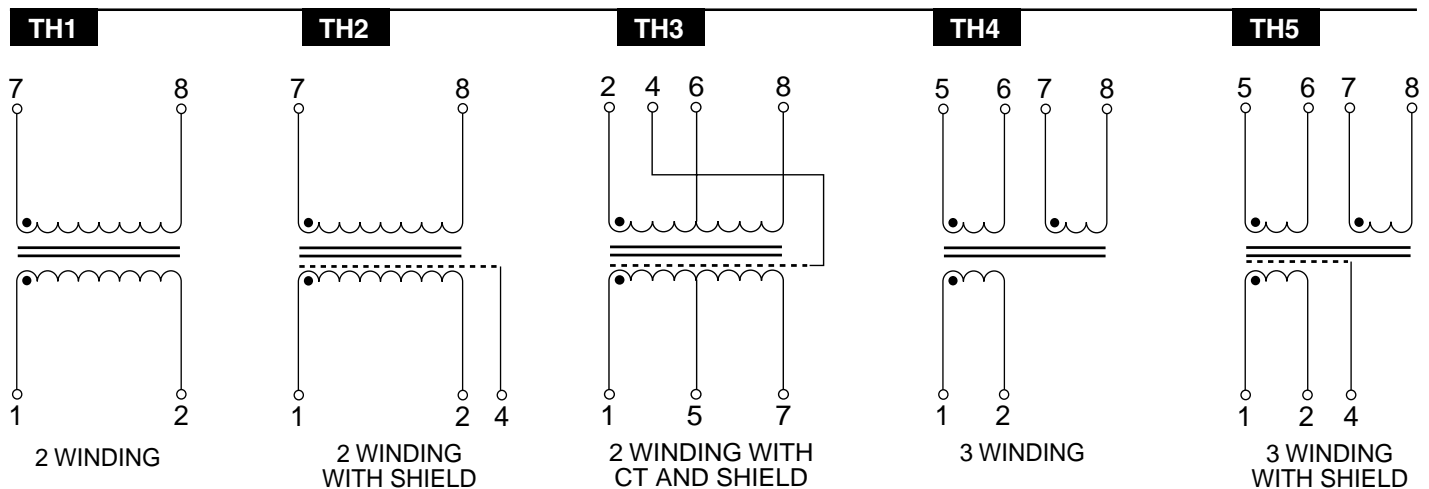
-  Wide range of inductors and turns ratios
-  Suitable for a variety of applications
-  High flux density capability
-  Available in through hole and surface mount packages

### Electrical Specifications @ 25°C — Operating Temperature 0°C to 70°C

Part Number	Turns Ratio (±5%)	Primary Sine Wave OCL (mH MIN)	Primary ET-Constant (V-μs MIN)	Rise Time (ns MAX)	PRI/SEC* C <sub>ww</sub> (pF MAX)	Leakage Inductance PRI/SEC (μH MAX)	DCR Primary (Ω MAX)	DCR Secondary (Ω MAX)	DCR Tertiary (Ω MAX)	Hi-Pot (V <sub>rms</sub> )	Schematic/Package Style
<b>2 WATT PULSE TRANSFORMERS</b>											
PE-2227X	1:1	0.5	46	8	26	1.7	1.3	1.4	—	700	TH1
PE-2228X	1:1	1.3	84	30	40	3.0	3.6	3.8	—	700	TH1
PE-2243X	1:1	20.0	250	80	87	10.5	27.0	28.0	—	700	TH1
PE-4290X	1:2	1.0	70	50	36	2.2	1.4	3.1	—	700	TH1
PE-2229X	1:1:1	1.3	91	30	38	3.2	3.6	3.8	3.9	700	TH4
PE-2231X	1:1:1	5.0	196	70	35	13.0	8.8	9.6	11.0	700	TH4
PE-2671X	4:1:4	0.2	53	50	17	5.7	1.2	0.2	1.3	700	TH4
<b>ELECTROSTATICALLY SHIELDED TRANSFORMERS</b>											
PE-5154X	1:1	0.2	91	17	2.7	3.1	1.6	1.6	—	700	TH2
PE-5156X	1:1	1.2	77	19	4.1	2.8	1.1	1.1	—	700	TH2
PE-5160X	1:1	10.0	224	200	4.5	22.0	11.0	11.0	—	700	TH2
PE-5158X	1CT:1CT	1.0	77	21	3.2	2.5	1.8	1.8	—	700	TH3
PE-5163X	1CT:1CT	10.0	252	60	2.5	16.7	14.0	14.0	—	700	TH3

\*NOTE: for Electrostatically Shielded Transformers, C<sub>ww</sub> is measured with shield corrected to guard voltage.

### Schematics



# GENERAL PURPOSE TRANSFORMERS

## 500 mW Pulse

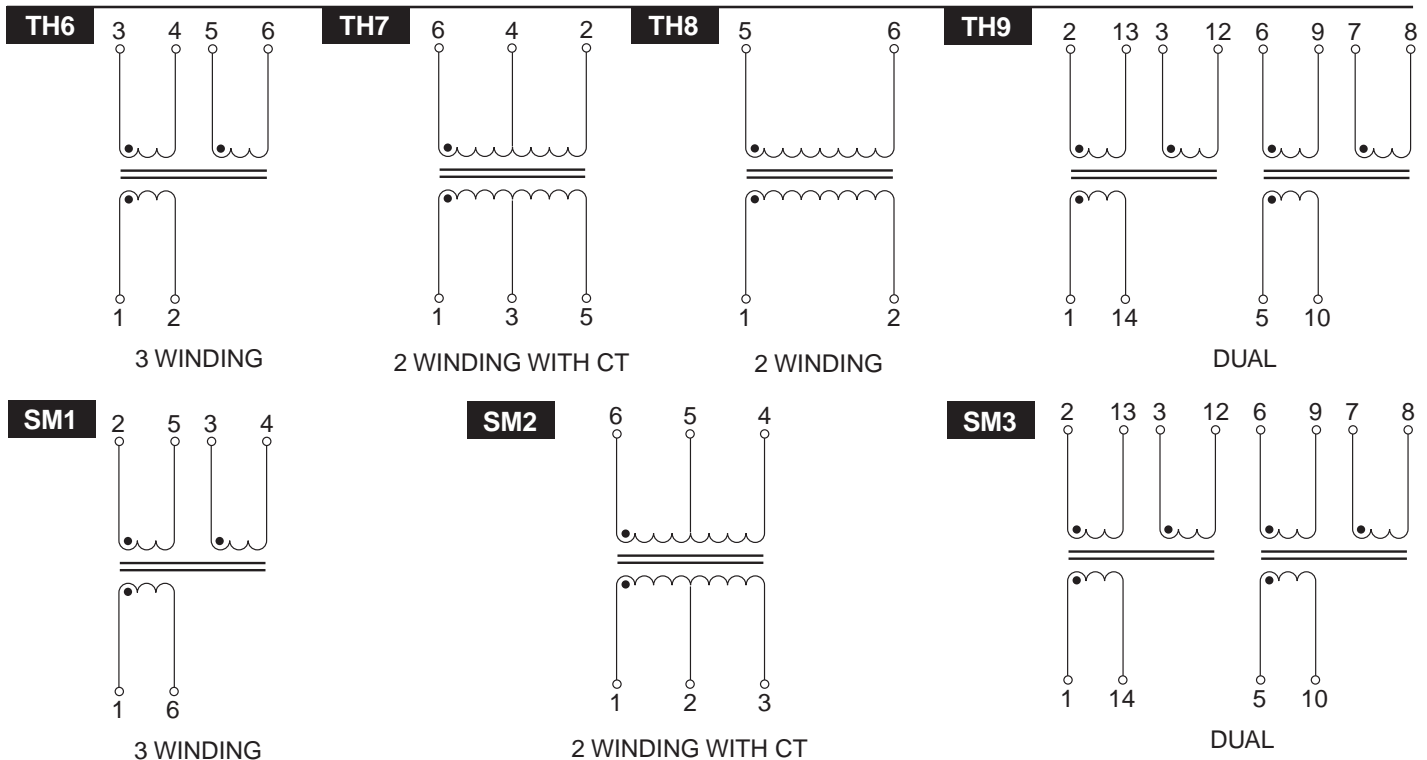


Electrical Specifications @ 25°C — Operating Temperature 0°C to 70°C

Part Number	Turns Ratio (±5%)	Primary Sine Wave OCL (mH MIN)	Primary ET-Constant (V-μs MIN)	Rise Time (ns MAX)	PRI/SEC C <sub>ww</sub> (pF MAX)	Leakage Inductance PRI/SEC (μH MAX)	DCR Primary (Ω MAX)	DCR Secondary (Ω MAX)	DCR Tertiary (Ω MAX)	Hi Pot V <sub>rms</sub>	Schematic Package Style
<b>500 mW PULSE TRANSFORMERS</b>											
PE-5760	1:1:1	5.0	25.0	10.5	70	1.3	3.9	3.9	3.9	500	TH6
PE-5761	1:1:1	2.0	16.0	8.2	37	0.8	2.5	2.5	2.5	500	TH6
PE-5762	1:1:1	0.5	8.5	5.3	32	0.4	1.3	1.3	1.3	500	TH6
PE-5763	1:1:1	0.2	5.0	4.2	18	0.3	0.9	0.9	0.9	500	TH6
PE-5764	1:1:1	0.05	5.2	5.6	18	0.5	1.3	1.3	1.3	500	TH6
PE-5769	2:1:1	0.5	8.5	5.6	11	1.1	1.3	0.7	0.7	500	TH6
PE-8270	1CT:1CT	2.0	16.0	—	37	0.8	2.5	2.5	—	700	TH7
PE-8271	1CT:1CT	0.5	8.5	—	32	0.4	1.3	1.3	—	500	TH7
PE-8272	1CT:1CT	0.2	5.0	4.2	18	0.3	0.9	0.9	—	700	TH7
PE-8276	2CT:1CT	2.0	16.0	—	19	1.8	2.5	1.4	—	500	TH7
PE-8277	2CT:1CT	0.5	8.5	—	12	1.2	1.4	0.8	—	700	TH7
PE-65502	1.25:1	1.2	10.0	10.0	35	0.8	0.8	0.7	—	1500	TH8
23Z81	1:1:1 dual	.085	2.5	3.0	9.5	0.2	0.20	—	—	500	TH9
66Z1203	1:1:1	—	25.0	10.5	60	1.3	3.9	3.9	3.9	500	TH6
66Z1212	1:1:1	—	16.0	11.0	19	1.8	2.5	1.4	1.4	500	TH6
PE-5762M	1:1:1	0.5	5.0	4.2	25	0.3	0.9	0.9	0.9	1500	SM1
PE-5763M	1:1:1	0.2	4.0	3.5	18	0.2	0.7	0.7	0.7	1500	SM1
PE-5769M	2:1:1	0.5	5.0	4.2	18	0.3	0.9	0.45	0.45	1500	SM1
PE-8271M	1CT:1CT	0.5	5.0	4.2	18	0.3	0.9	0.9	—	1500	SM2
PE-8272M	1CT:1CT	0.2	4.0	3.5	14	0.2	0.7	0.7	—	1500	SM2
PE-8277M	2CT:1CT	0.5	5.0	6.0	18	0.7	0.9	0.45	—	1500	SM2
23Z81SM	1:1:1 dual	.085	2.5	3.0	9.5	0.2	0.20	—	—	500	SM3
23Z87SM	1:1:1	.085	2.5	3.0	9.5	0.2	0.20	—	—	500	SM2

**NOTE:** To order Tape & Reel packaging for surface mount parts, add the suffix "T" to the part number. (Example: PE-5769MT). The "T" will appear on all paper work, but will not be marked on parts.

### Schematics



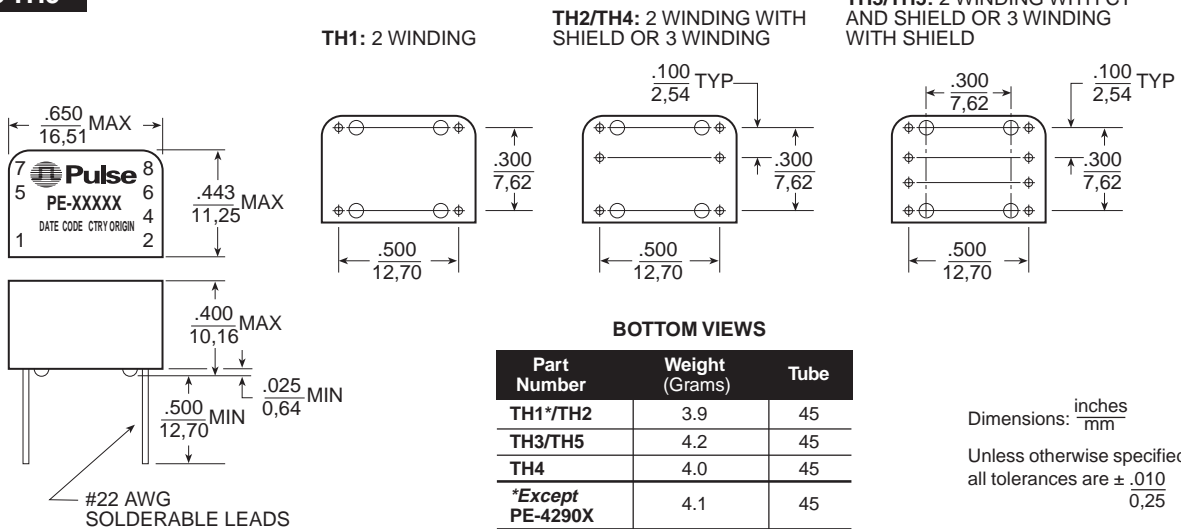
# GENERAL PURPOSE TRANSFORMERS

## 2 Watt Pulse, Electrostatically Shielded, and 500 mW Pulse Transformers

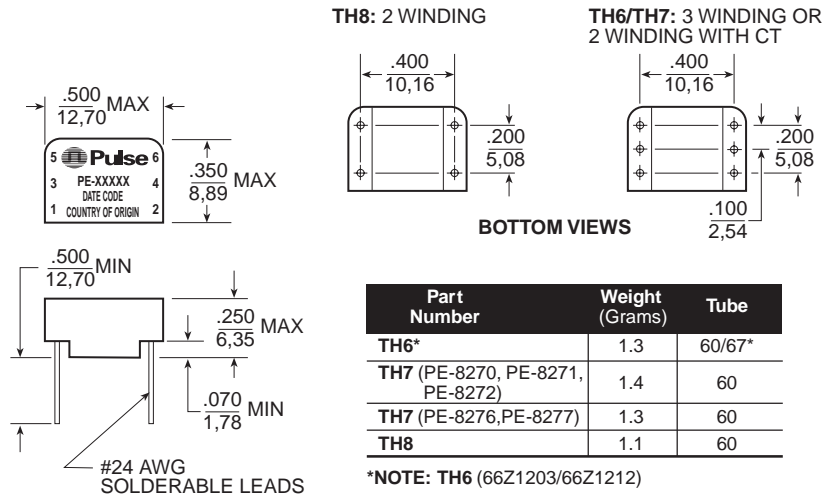


### Mechanicals

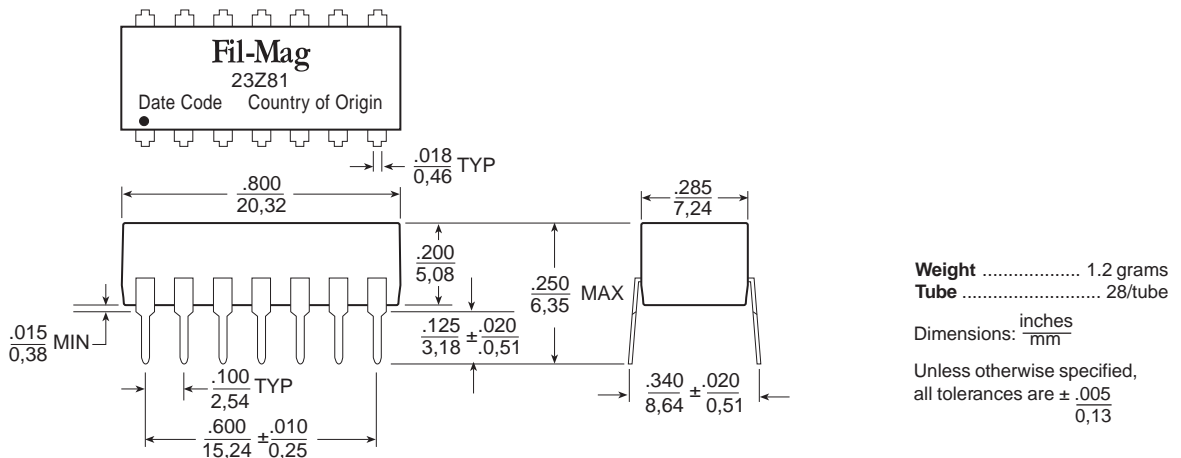
#### TH1 to TH5



#### TH6 to TH8



#### TH9



# GENERAL PURPOSE TRANSFORMERS



## 2 Watt Pulse, Electrostatically Shielded, and 500 mW Pulse Transformers

### Mechanicals

#### SM1 & SM2 (except 23Z87SM)

**SUGGESTED PAD LAYOUT**

#### 23Z87SM

**SUGGESTED PAD LAYOUT**

Part	Weight (Grams)	Tape & Reel	Tube
SM1	0.6	500	65
<b>SM2:</b>			
PE-8271M	0.7	500	60
PE-8272M	0.7	500	65
PE-8277M	0.6	500	65
Except 23Z87SM	0.5	750	100

Dimensions:  $\frac{\text{inches}}{\text{mm}}$

Unless otherwise specified, all tolerances are  $\pm \frac{.010}{0,25}$

Dimensions:  $\frac{\text{inches}}{\text{mm}}$

Unless otherwise specified, all tolerances are  $\pm \frac{.005}{0,13}$

#### SM3

**SUGGESTED PAD LAYOUT**

**Weight** ..... 0.9 grams

**Tube** ..... 50/tube

**Tape & Reel** ..... 750/reel

Dimensions:  $\frac{\text{inches}}{\text{mm}}$

Unless otherwise specified, all tolerances are  $\pm \frac{.005}{0,13}$