



Micro Commercial Components

Micro Commercial Components
20736 Marilla Street Chatsworth
CA 91311
Phone: (818) 701-4933
Fax: (818) 701-4939

MTZJ2.0 THRU MTZJ39

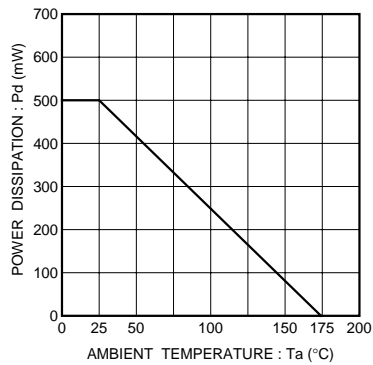
Features

- DO-34 Glass sealed package
- High Reliability

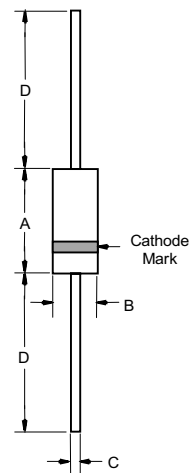
500 mW Zener Diode

Maximum Ratings

Symbol	Parameter	Rating	Unit
Rthja	Thermal Resistance	500	K/W
P _D	Power dissipation	500	mW
T _J	Junction Temperature	175	°C
T _{STG}	Storage Temperature Range	-65 to +175	°C



DO-34



DIM	INCHES		MM		NOTE
	MIN	MAX	MIN	MAX	
A	.094	.118	2.40	3.00	
B	.063	.079	1.60	2.00	
C	.012	.020	0.30	0.50	
D	1.102	1.181	28.00	30.00	

ELECTRICAL CHARACTERISTICS @25°C

Type	Zener Voltage				Operating Resistance		Rising Operating Resistance		Reverse Current	
	Rank	V _Z (V)			Z _{ZT} (ohm)		Z _{ZK} (ohm)		IR(μA)	
		Min.	Max.	I _Z (mA)	Max.	I _Z (mA)	Max.	I _Z (mA)	Max.	V _R (V)
MTZJ2.0	A	1.88	2.10	5	100	5	1000	0.5	120	0.5
	B	2.02	2.20							
MTZJ2.2	A	2.12	2.30	5	100	5	1000	0.5	100	0.7
	B	2.22	2.41							
MTZJ2.4	A	2.33	2.52	5	100	5	1000	0.5	120	1.0
	B	2.43	2.63							
MTZJ2.7	A	2.54	2.75	5	110	5	1000	0.5	100	1.0
	B	2.69	2.91							
MTZJ3.0	A	2.85	3.07	5	120	5	1000	0.5	50	1.0
	B	3.01	3.22							
MTZJ3.3	A	3.16	3.38	5	120	5	1000	0.5	20	1.0
	B	3.32	3.53							
MTZJ3.6	A	3.46	3.69	5	100	5	1000	1	10	1.0
	B	3.60	3.84							
MTZJ3.9	A	3.74	4.01	5	100	5	1000	1	5	1.0
	B	3.89	4.16							
MTZJ4.3	A	4.04	4.29	5	100	5	1000	1	5	1.0
	B	4.17	4.43							
	C	4.30	4.57							
MTZJ4.7	A	4.44	4.68	5	90	5	900	1	5	1.0
	B	4.55	4.80							
	C	4.68	4.93							
MTZJ5.1	A	4.81	5.07	5	80	5	800	1	5	1.5
	B	4.94	5.20							
	C	5.09	5.37							
MTZJ5.6	A	5.28	5.55	5	60	5	500	1	5	2.5
	B	5.45	5.73							
	C	5.61	5.91							
MTZJ6.2	A	5.78	6.09	5	60	5	300	1	5	3.0
	B	5.96	6.27							
	C	6.12	6.44							
MTZJ6.8	A	6.29	6.63	5	20	5	150	0.5	2	3.5
	B	6.49	6.83							
	C	6.66	7.01							
MTZJ7.5	A	6.85	7.22	5	20	5	120	0.5	0.5	4.0
	B	7.07	7.45							
	C	7.29	7.67							
MTZJ8.2	A	7.53	7.92	5	20	5	120	0.5	0.5	5.0
	B	7.78	8.19							
	C	8.03	8.45							
MTZJ9.1	A	8.29	8.73	5	25	5	120	0.5	0.5	6.0
	B	8.57	9.01							
	C	8.83	9.30							

MTZJ2.0 thru MTZJ39



ELECTRICAL CHARACTERISTICS @25°C

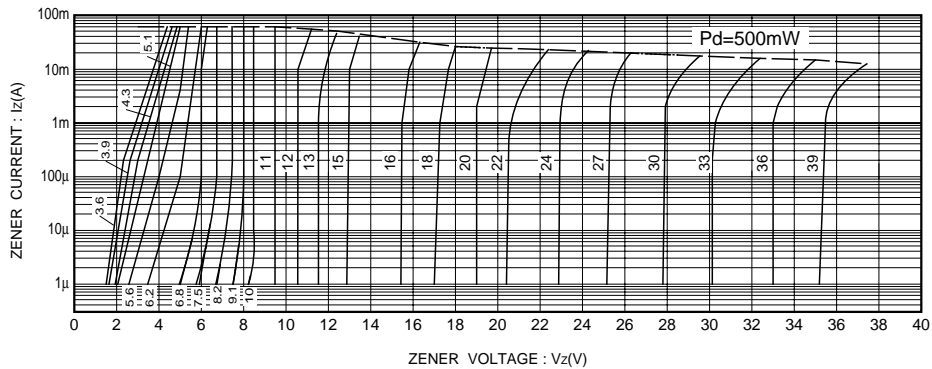
Type	Zener Voltage				Operating Resistance		Rising Operating Resistance		Reverse Current	
	Rank	V _Z (V)			Z _{ZT} (ohm)		Z _{ZK} (ohm)		IR(μA)	
		Min.	Max.	I _Z (mA)	Max.	I _Z (mA)	Max.	I _Z (mA)	Max.	V _R (V)
MTZJ10	A	9.12	9.59	5	30	5	120	0.5	0.2	7
	B	9.41	9.90							
	C	9.70	10.20							
	D	9.94	10.44							
MTZJ11	A	10.18	10.71	5	30	5	120	0.5	0.2	8
	B	10.50	11.05							
	C	10.82	11.38							
MTZJ12	A	11.13	11.71	5	30	5	110	0.5	0.2	9
	B	11.44	12.03							
	C	11.74	12.35							
MTZJ13	A	12.11	12.75	5	35	5	110	0.5	0.2	10
	B	12.55	13.20							
	C	12.99	13.66							
MTZJ15	A	13.44	14.13	5	40	5	110	0.5	0.2	11
	B	13.89	14.62							
	C	14.35	15.09							
MTZJ16	A	14.80	15.57	5	40	5	150	0.5	0.2	12
	B	15.25	16.04							
	C	15.69	16.51							
MTZJ18	A	16.22	17.06	5	45	5	150	0.5	0.2	13
	B	16.82	17.70							
	C	17.42	18.33							
MTZJ20	A	18.20	18.96	5	55	5	200	0.5	0.2	15
	B	18.63	19.59							
	C	19.23	20.22							
	D	19.72	20.72							
MTZJ22	A	20.15	21.20	5	30	5	200	0.5	0.2	17
	B	20.64	21.71							
	C	21.08	22.17							
	D	21.52	22.63							
MTZJ24	A	22.05	23.18	5	35	5	200	0.5	0.2	19
	B	22.61	23.77							
	C	23.12	24.13							
	D	23.63	24.85							
MTZJ27	A	24.26	25.52	5	45	5	250	0.5	0.2	21
	B	24.97	26.26							
	C	25.63	26.95							
	D	26.29	27.64							
MTZJ30	A	26.99	28.39	5	55	5	250	0.5	0.2	23
	B	27.70	29.13							
	C	28.36	29.82							
	D	29.02	30.51							

MTZJ2.0 thru MTZJ39



ELECTRICAL CHARACTERISTICS @25°C

Type	Zener Voltage				Operating Resistance		Rising Operating Resistance		Reverse Current	
	Rank	V _Z (V)			Z _{ZT} (ohm)		Z _{ZK} (ohm)		IR(μA)	
		Min.	Max.	I _Z (mA)	Max.	I _Z (mA)	Max.	I _Z (mA)	Max.	V _R (V)
MTZJ33	A	29.68	31.22	5	65	5	250	0.5	0.2	25
	B	30.32	31.88							
	C	30.90	32.50							
	D	31.49	33.11							
MTZJ36	A	32.14	33.79	5	75	5	250	0.5	0.2	27
	B	32.79	34.49							
	C	33.40	35.13							
	D	34.01	35.77							
MTZJ39	A	34.68	36.47	5	85	5	250	0.5	0.2	30
	B	35.36	37.19							
	C	36.00	37.85							
	D	36.63	38.52							



Zener characteristics



TM

Micro Commercial Components

*****IMPORTANT NOTICE*****

Micro Commercial Components Corp. reserves the right to make changes without further notice to any product herein to make corrections, modifications, enhancements, improvements, or other changes. *Micro Commercial Components Corp.* does not assume any liability arising out of the application or use of any product described herein; neither does it convey any license under its patent rights, nor the rights of others. The user of products in such applications shall assume all risks of such use and will agree to hold *Micro Commercial Components Corp.* and all the companies whose products are represented on our website, harmless against all damages.

*****APPLICATIONS DISCLAIMER*****

Products offer by *Micro Commercial Components Corp.* are not intended for use in Medical, Aerospace or Military Applications.