





(2,54mm) .100"

HW SERIES

HW-14-08-G-S-350-SM



HW-20-15-G-D-475-SM



# FLEXIBLE .025" SQ BOARD STACKERS

**Mates with:**  
SSW, SSQ, ESW, ESQ,  
CES, SLW, BSW, BCS,  
SSM, IDSS, IDSD, HLE

## SPECIFICATIONS

For complete specifications and recommended PCB layouts see [www.samtec.com?HW](http://www.samtec.com?HW)

**Insulator Material:**

Top: Natural LCP

Bottom: Black LCP

**Terminal Material:**

Phosphor Bronze

**Plating:**

Au or Sn over

50µ" (1,27µm) Ni

**Current Rating:**

3A @ 80°C ambient

**Operating Temp Range:**

-55°C to +125°C with Gold

-55°C to +105°C with Tin

**RoHS Compliant:**

Yes

**Processing:**

**Max Processing Temp:**

230°C for 60 seconds, or

260°C for 20 seconds 3x

**Lead-Free Solderable:**

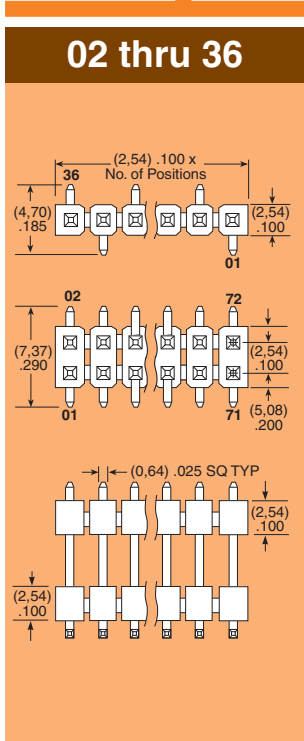
Yes

**SMT Lead Coplanarity:**

(0,15mm) .006" max



- HW** - NO. PINS PER ROW - LEAD STYLE - PLATING OPTION - ROW OPTION - STACKER HEIGHT - SM - OTHER OPTIONS



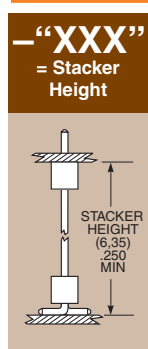
**Specify LEAD STYLE from chart**

LEAD STYLE	OAL (SMT)
-08	(11,81) .465
-09	(16,89) .665
-10	(19,43) .765
-11	(21,97) .865
-12	(24,51) .965
-15	(14,35) .565
-16	(9,65) .380
-17	(10,54) .415
-20	(27,05) 1.065

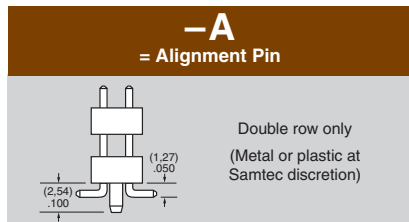
**APPLICATION SPECIFIC OPTION**

Locking Clip available with double row -SM. Call Samtec.

**Note:** These Series are non-standard, non-returnable.



**"XX"**  
= Polarized  
Specify omitted pin position



**-A**  
= Alignment Pin  
Double row only (Metal or plastic at Samtec discretion)

**-TR**  
= Tape & Reel Packaging (27 positions Max.) (Not Available on Lead Styles 10, 11, 12 & 20)

**-F**  
= Gold flash on contact, Matte Tin on tail

**-L**  
= 10µ" (0,25µm) Gold on contact area of longer tail, Matte Tin on tail

**-G**  
= 10µ" (0,25µm) Gold on contact area of longer tail, Gold flash on balance

**-T**  
= Matte Tin

**Note:** Other Gold plating options available. Contact Samtec.

Due to technical progress, all designs, specifications and components are subject to change without notice.