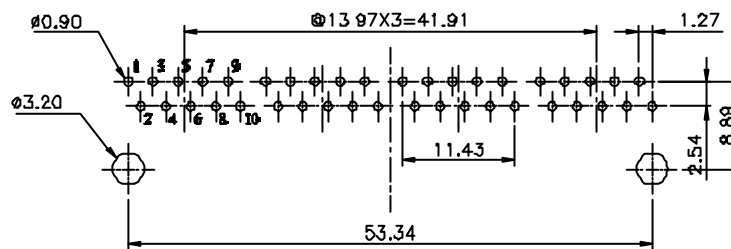
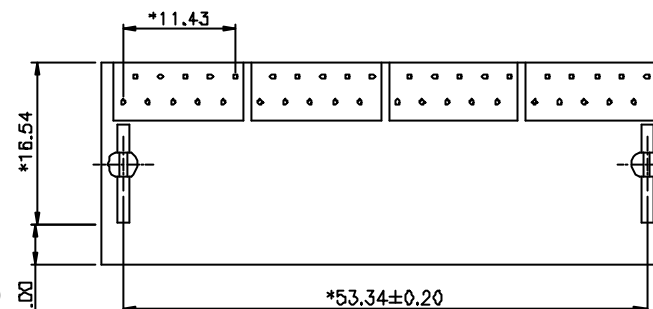
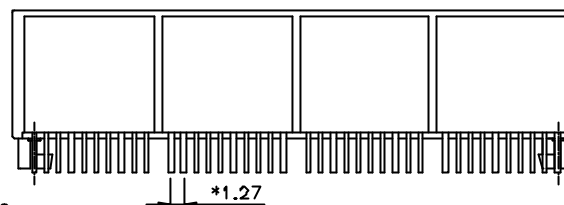
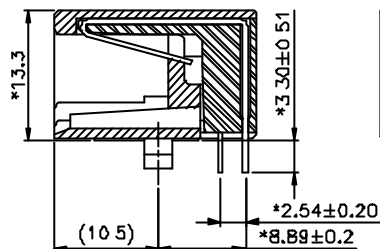
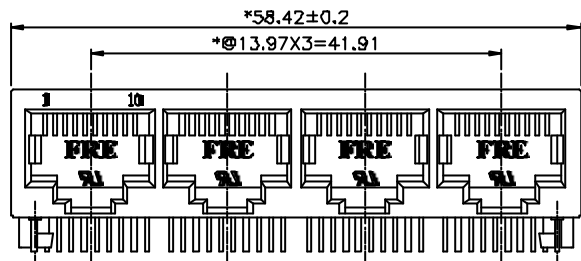


REVISION RECORD				
REV	ECO	DESCRIPTION	DRFT	CHKD
△		ADD P/N	HAISON	
△		ADD P/N	HAISON	



PC Board Layout Component Side Shown

NOTES:

ELECTRICAL:

- 1. VOLTAGE RATING : 125 VAC RMS.
- 2. CURRENT RATING : 1.5 AMP.
- 3. CONTACT RESISTANCE : 40 MILLIOHMS MAX.
- 4. INSULATION RESISTANCE : 1000 MEGOHMS MIN @ 500 VDC.
- 5. DIELECTRIC STRENGTH : 1000 VAC RMS 60Hz, 1MIN.

MECHANICAL:

- 1. HOUSING MATERIAL : NYLON+30%G.F UL94V-0.
- 2. HOUSING COLOUR : BLACK OR YELLOW.
- 3. CONTACT MATERIAL : PHOSPHOR BRONZE ϕ 0.46mm.
- 4. PLATING : GOLD PLATING OVER NICKEL
- 5. OPERATING LIFE : 750 CYCLES MIN.
- 6. PCB RETENTION PRE-SOLDER : 1 LB MIN.
- 7. PCB RETENTION POST-SOLDER : 10 LBS MIN.

ENVIRONMENTAL:

- 1. STORAGE : -40°C TO +85°C.
 - 2. OPERATION: 0°C TO 70°C.
 - 3. WAVE SOLDERING TEMPERATURE :255°C~265°C (5~10 SECONDS)
- MATES WITH MODULAR PLUG CONFORMING TO
FCC PART 68, SUBPART F.
CUL FILE NO. E163191

ROHS PART NUMBER. E580X-ODCXXX-L

- NO. OF CONTACT
 - 8- B CONTACTS
 - 1-10 CONTACTS
 - 4-4 CONTACTS
- 1- 3u" 2- 6u"
 - 3-15u" 4-30u"
 - 5-50u" G-GOLD FLASH
 - 32- ROUND PIN (FR52 BK)
 - 7F- ROUND PIN (FR52 YL)
 - 34- STAMP PIN (FR52 BK)

眠夕 厂ノ
ZWCAD 2004 刚ノ)
岡簿叫瑞粹WWW.ZWCAD.COM

DETAILED LISTS	MIN (INCH)	DFTO JAWY	DATE 5/18/05	FULL RISE ELECTRONIC CO., LTD	
	TOLERANCES EXCEPT AS NOTED	CHKD	DATE		
	MM	MFO	DATE	TITLE 20.57 SIDE ENTRY PCB JACK 10P	
	±	APPL. descr	DATE 11/08/05		
±	MATERIAL :		DRAWING NO. GE593005-LA		
±	ANGLES ±		/PART NO SEE NOTE		
±	FINISH		SIZE A3		
THIRD ANGLE PROJECTION	SCALE . 2:1		REV 2		
DO NOT SCALE DRAWING			SHEET X OF Y		