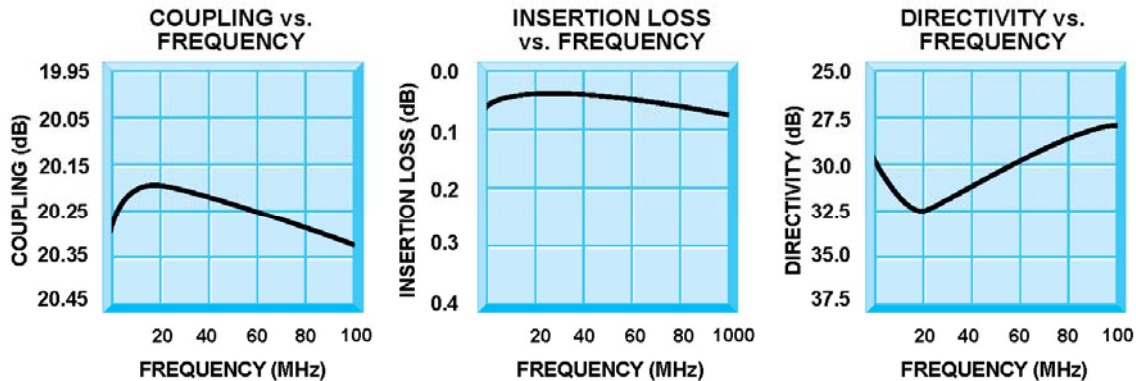


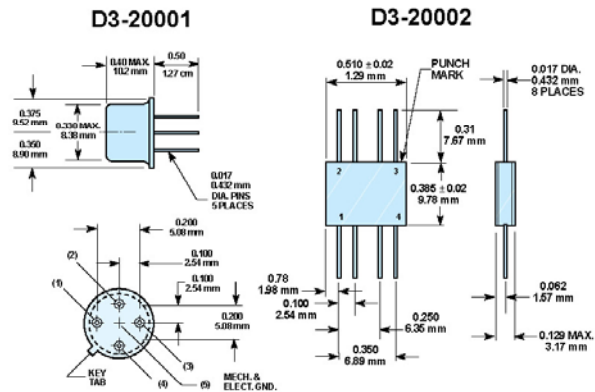
## D3-20001 / 20002 1 to 100 MHz 20 dB Directional Couplers



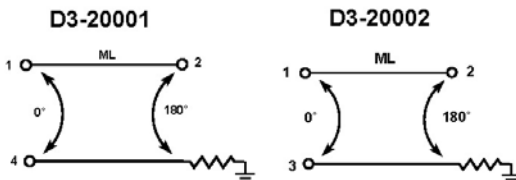
### Guaranteed Specifications (-54° to +85°C)

Frequency Range	1 to 100 MHz
Coupling	20.25 ± 0.1 dB
Coupling Flatness	±0.15 dB Max.
Insertion Loss	0.3 dB Max.
Directivity	25 dB Min.
VSWR	1.15:1 Max.
Impedance	50 Ohms
Power Handling	3 Watts Max.

### Mechanical Outline



### Functional Schematic



STC Microwave Systems – [www.cranae.com](http://www.cranae.com)  
 28 Tozer Road • Beverly, MA 01915  
 phone: 978-524-7200 • email: [electronics@cranae.com](mailto:electronics@cranae.com)

Revision D3-20001 / 20002 2005 08252005

STC MICROWAVE SYSTEMS - OLEKTRON  
 A CRANE CO. COMPANY

