

RF AMPLIFIER

MODEL *TM9092*

Available as: TM9092, 4 Pin TO-8LP
 TN9092, 4 Pin Surface Mount (SM3)
 BX9092, Connectorized Housing (H1)

Features

- Wide Bandwidth 30-2200 MHz
- Low Noise Figure: 1.5 dB
- Operating Temp. -40°C to +85°C
- Environmental Screening Available

Specifications

CHARACTERISTIC	TYPICAL Ta= 25 °C	MIN/MAX Ta = -40 °C to +85 °C
Frequency (MHz)	30 -2200 MHz	30 -2000 MHz
Gain (dB)	18.0	16.0 Min.
Gain Flatness (dB)	+/- 0.4	+/- 0.7 Max.
Power @ 1 dB Comp. (dBm)	+21.5	+20.0 Min.
VSWR In	1.5:1	2.0:1 Max.
VSWR Out	1.5:1	2.0:1 Max.
Reverse Isolation (dB)	23	—
Noise Figure (dB) 300-2000 MHz	<1.5	2.0 Max.
Power Vdc	+5	+5
mA	100	108 Max.

Note: Care should always be taken to effectively ground the case of each unit.

Note: Measured in a 50 ohm system at +5 volts dc.

Typical Intermodulation Performance at 25 °C*

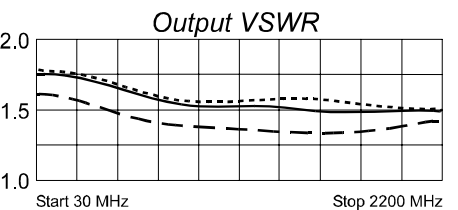
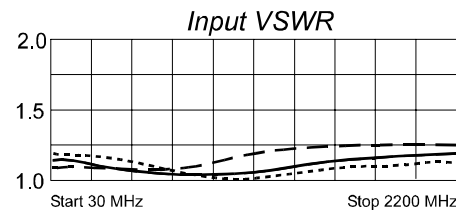
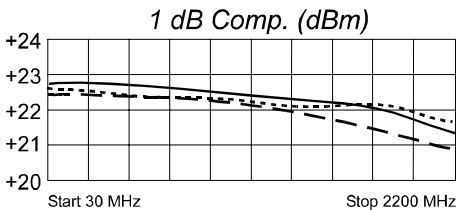
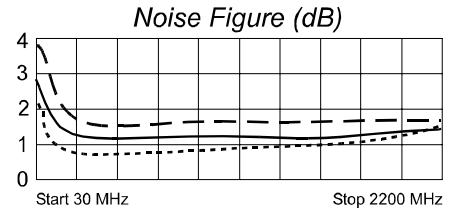
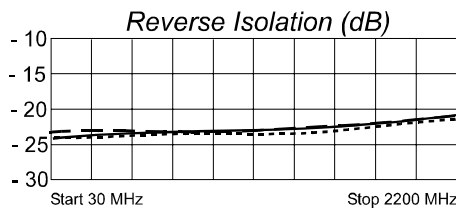
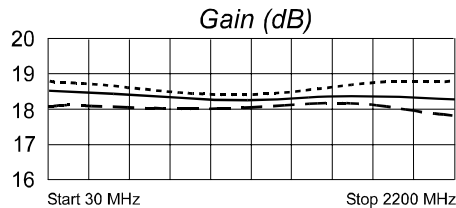
Second Order Harmonic Intercept Point..... +56 dBm (Typ.)
 Second Order Two Tone Intercept Point.....+50 dBm (Typ.)
 Third Order Two Tone Intercept Point.....+37 dBm (Typ.)

*Typical @ 25C measured at 500 MHz

Absolute Maximum (No Damage) Ratings

Ambient Operating Temperature -55°C to +100 °C
 Storage Temperature -62°C to +125 °C
 Case Temperature +125 °C
 DC Voltage +12 Volts
 Continuous RF Input Power +21 dBm
 Short Term RF Input Power +24 dBm (1 Minute Max.)
 Maximum Peak Power +27 dBm (3 µsec Max.)

Typical Performance Data



Legend ——— +25 °C - - - - +85 °C ······ -40 °C

