

### FEATURES

- Specified over Temperature
- Low Power Consumption (5  $\mu$ A Typ)
- Precision Voltage Monitor of Voltages from 2.5 V to 5 V at 100 mV Increments
- Reset Assertion Down to  $V_{CC} > 1$  V
- Reset Timeout Periods: 1 ms, 20 ms, 140 ms, or 1120 ms (Min)
- Built-In Manual Reset
- Pin Compatible with the ADM811
- Available in SOT-143 Package

### APPLICATIONS

- Microprocessor Systems
- Controllers
- Intelligent Instruments
- Automotive Systems
- Safety Systems
- Portable Instruments

### GENERAL DESCRIPTION

The ADM6315 is a reliable voltage monitoring device that is suitable for use in most voltage monitoring applications.

The ADM6315 is designed to monitor as little as a 1.8% degradation of a power supply voltage. Voltages that can be monitored by the ADM6315 are all voltages (at 100 mV increments) from 2.5 V to 5 V.

Included in this circuit is a debounced manual reset input. Reset can be activated using an ordinary switch (pulling  $\overline{MR}$  low), a low input from another digital device, or a degradation of the supply voltage. The manual reset function is very useful, especially if the circuit in which the ADM6315 is operating enters into a state that can be detected only by the user. Allowing the user to manually reset a system can reduce the damage or danger that could otherwise be caused by an out of control or locked-up system.

The ADM6315 comes in a cost and space efficient SOT-143 package.

### FUNCTIONAL BLOCK DIAGRAM

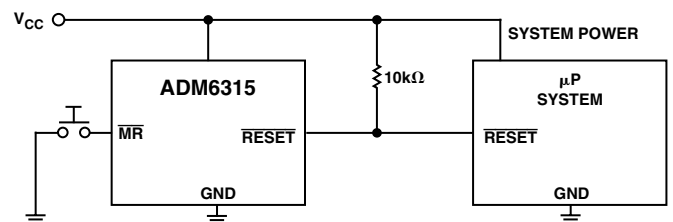
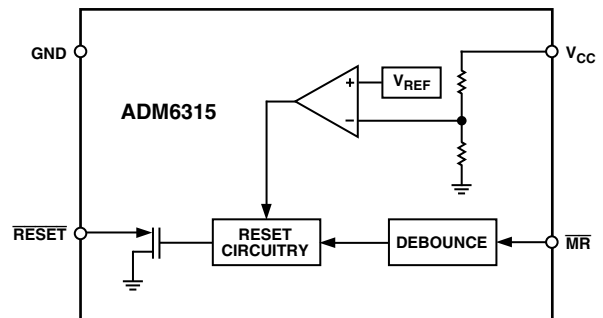


Figure 1. Typical Operating Circuit

REV. B

Information furnished by Analog Devices is believed to be accurate and reliable. However, no responsibility is assumed by Analog Devices for its use, nor for any infringements of patents or other rights of third parties that may result from its use. No license is granted by implication or otherwise under any patent or patent rights of Analog Devices. Trademarks and registered trademarks are the property of their respective companies.

# ADM6315—SPECIFICATIONS (V<sub>CC</sub> = Full Operating Range, T<sub>A</sub> = T<sub>MIN</sub> to T<sub>MAX</sub>, V<sub>CC</sub> Typ = 5 V, unless otherwise noted.)

Parameter	Min	Typ	Max	Unit	Test Conditions/Comments
<b>SUPPLY</b>					
Operating Voltage	1		5.5	V	T <sub>A</sub> = -40°C to +85°C
V <sub>CC</sub> Supply Current		5	12	μA	V <sub>CC</sub> = 5.5 V, No Load, T <sub>A</sub> = -40°C to +85°C
		4	15	μA	V <sub>CC</sub> = 5.5 V, No Load, T <sub>A</sub> = -40°C to +125°C
			10	μA	V <sub>CC</sub> = 3.6 V, No Load, T <sub>A</sub> = -40°C to +85°C
			12	μA	V <sub>CC</sub> = 3.6 V, No Load, T <sub>A</sub> = -40°C to +125°C
<b>RESET VOLTAGE THRESHOLD (V<sub>TH</sub>)</b>					
	V <sub>TH</sub> - 1.8%	V <sub>TH</sub>	V <sub>TH</sub> + 1.8%	V	T <sub>A</sub> = 25°C
	V <sub>TH</sub> - 2.5%		V <sub>TH</sub> + 2.5%	V	T <sub>A</sub> = -40°C to +85°C
	V <sub>TH</sub> - 3.5%		V <sub>TH</sub> + 3.5%	V	T <sub>A</sub> = -40°C to +125°C
<b>RESET THRESHOLD TEMPERATURE COEFFICIENT</b>					
		60		ppm/°C	
<b>V<sub>CC</sub> TO RESET DELAY</b>					
		35		μs	V <sub>CC</sub> = Falling at 1 mV/μs
<b>RESET ACTIVE TIMEOUT PERIOD</b>					
ADM6315xxD1	1	1.4	2	ms	T <sub>A</sub> = -40°C to +85°C
	0.8		2.4	ms	T <sub>A</sub> = -40°C to +125°C
ADM6315xxD2	20	28	40	ms	T <sub>A</sub> = -40°C to +85°C
	16		48	ms	T <sub>A</sub> = -40°C to +125°C
ADM6315xxD3	140	200	280	ms	T <sub>A</sub> = -40°C to +85°C
	112		336	ms	T <sub>A</sub> = -40°C to +125°C
ADM6315xxD4	1120	1570	2240	ms	T <sub>A</sub> = -40°C to +85°C
	896		2688	ms	T <sub>A</sub> = -40°C to +125°C
<b>MANUAL RESET</b>					
Input Threshold	0.8		2.4	V	V <sub>TH</sub> > 4 V (V <sub>IL</sub> )
	0.3 V <sub>CC</sub>		0.7 V <sub>CC</sub>	V	V <sub>TH</sub> > 4 V (V <sub>IH</sub> )
				V	V <sub>TH</sub> < 4 V (V <sub>IL</sub> )
				V	V <sub>TH</sub> < 4 V (V <sub>IH</sub> )
Minimum Input Pulse	1			μs	
Glitch Rejection		100		ns	
To Reset Delay		500		ns	
Pull-Up Resistance	32	63	100	kΩ	
<b>RESET OUTPUT</b>					
Output Voltage			0.4	V	V <sub>CC</sub> > 4.25 V, I <sub>SINK</sub> = 3.2 mA
			0.3	V	V <sub>CC</sub> > 2.5 V, I <sub>SINK</sub> = 1.2 mA
			0.3	V	V <sub>CC</sub> > 1 V, I <sub>SINK</sub> = 80 μA
Output Leakage Current			1	μA	V <sub>CC</sub> > V <sub>TH</sub> , RESET Deasserted

Specifications subject to change without notice.

## ABSOLUTE MAXIMUM RATINGS\*

(T<sub>A</sub> = 25°C, unless otherwise noted.)

Terminal Voltage (With Respect to Ground)

V<sub>CC</sub> ..... -0.3 V to +6 V

All Other Inputs ..... -0.3 V to +6 V

Input Current

V<sub>CC</sub> ..... 20 mA

Output Current

$\overline{\text{RESET}}$  ..... 20 mA

Power Dissipation (T<sub>A</sub> = 70°C)

RT-4, SOT-143

Derate by 4 mW/°C above 70°C ..... 320 mW

θ<sub>JA</sub> Thermal Impedance ..... 330°C/W

Operating Temperature Range ..... -40°C to +125°C

Storage Temperature Range ..... -65°C to +160°C

Lead Temperature (Soldering, 10 sec) ..... 300°C

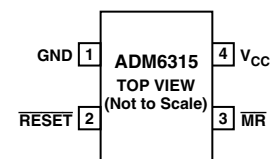
Vapor Phase (60 sec) ..... 215°C

Infrared (15 sec) ..... 220°C

ESD Rating ..... 2.5 kV

\*Stresses above those listed under Absolute Maximum Ratings may cause permanent damage to the device. This is a stress rating only; functional operation of the device at these or any other conditions above those listed in the operational sections of this specification is not implied. Exposure to absolute maximum ratings for extended periods may affect device reliability.

## PIN CONFIGURATION



## PIN FUNCTION DESCRIPTIONS

Pin	Mnemonic	Function
1	GND	0 V. Ground reference for all signals.
2	$\overline{\text{RESET}}$	Active Low Logic Output. $\overline{\text{RESET}}$ remains low while V <sub>CC</sub> is below the reset threshold or when $\overline{\text{MR}}$ is low; $\overline{\text{RESET}}$ then remains low for either 1 ms (min), 20 ms (min), 140 ms (min), or 1120 ms (min) after V <sub>CC</sub> rises above the reset threshold and $\overline{\text{MR}}$ is high.
3	$\overline{\text{MR}}$	Manual Reset. This active low debounced input will ignore input pulses of 100 ns (typical) and is guaranteed to accept input pulses of greater than 1 μs. Leave floating when not used.
4	V <sub>CC</sub>	Monitored Supply Voltage.

## ORDERING GUIDE

Model	Temperature Range	Package Description	Package Option
ADM6315-xxxxxxx-xx*	-40°C to +125°C	Small Outline Transistor	RT-4

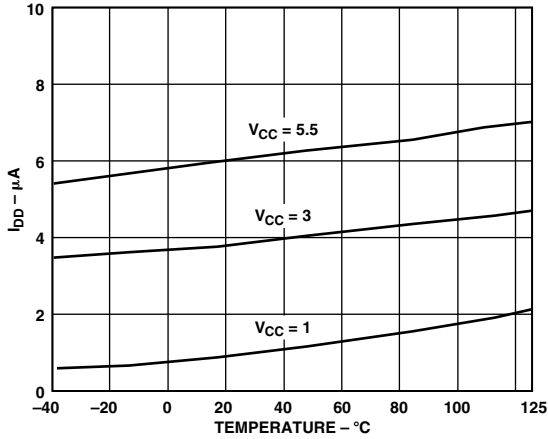
\*Refer to Tables I to IV.

## CAUTION

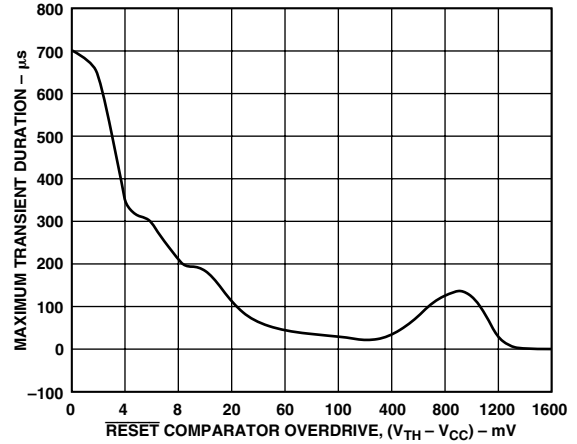
ESD (electrostatic discharge) sensitive device. Electrostatic charges as high as 4000 V readily accumulate on the human body and test equipment and can discharge without detection. Although the ADM6315 features proprietary ESD protection circuitry, permanent damage may occur on devices subjected to high energy electrostatic discharges. Therefore, proper ESD precautions are recommended to avoid performance degradation or loss of functionality.



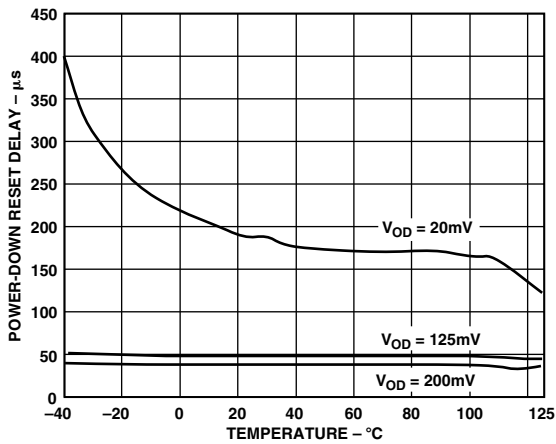
# ADM6315—Typical Performance Characteristics



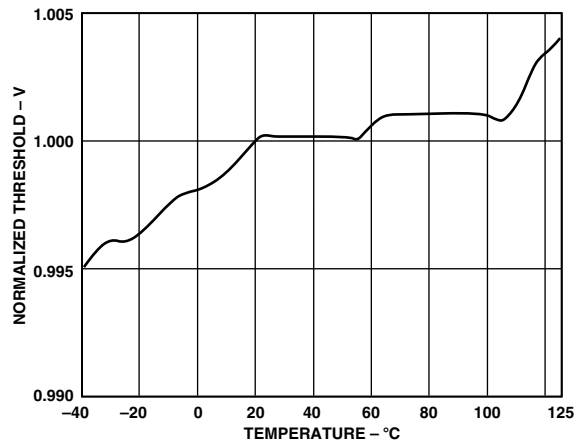
TPC 1. Supply Current vs. Temperature



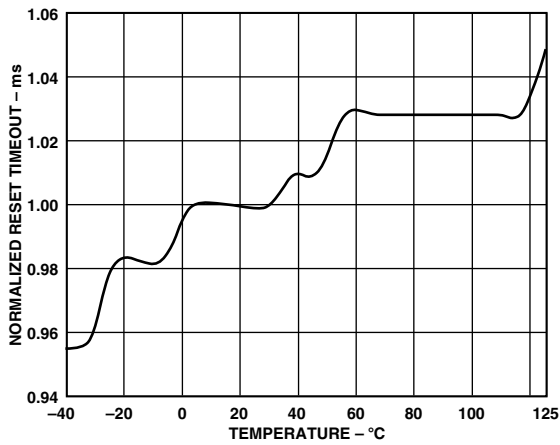
TPC 4. Maximum Transient Duration vs.  $\overline{\text{RESET}}$  Comparator Overdrive



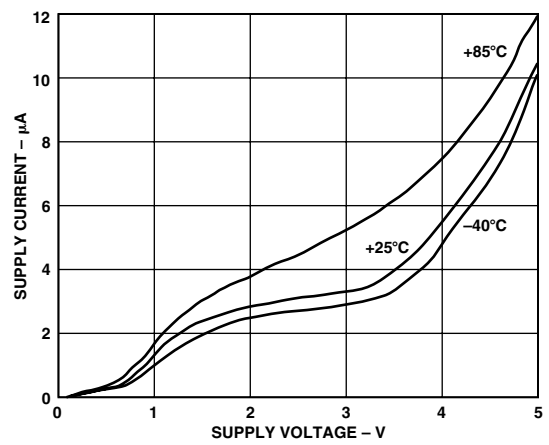
TPC 2. Power-Down Reset Delay vs. Temperature



TPC 5. Normalized Reset Threshold vs. Temperature ( $V_{CC}$  Falling)



TPC 3. Normalized Reset Timeout Period vs. Temperature ( $V_{CC}$  Rising)



TPC 6. Supply Current vs. Supply Voltage

### INTERFACING TO OTHER DEVICES' OUTPUT

The ADM6315 series is designed to integrate with as many devices as possible. One feature of the ADM6315 is the  $\overline{\text{RESET}}$  open-drain output, which can sink current from sources with a voltage greater than the  $V_{\text{CC}}$  of the ADM6315 input, making it suitable for use in more diverse applications.

### BENEFITS OF A VERY ACCURATE RESET THRESHOLD

Because the ADM6315 series can operate effectively even when there are large degradations of the supply voltages (due to an accurate internal voltage reference circuit), the possibility of a malfunction during a power failure is greatly reduced.

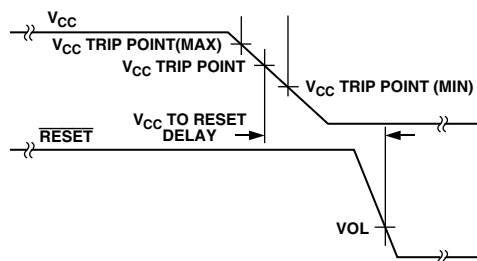


Figure 2.  $V_{\text{CC}}$  Power-Down/Brownout Timing Diagram

### DETAILED DESCRIPTION

The ADM6315 is designed to protect the integrity of a system's operation by ensuring the proper operation of the system during power-up, power-down, and brownout conditions.

When the ADM6315 is powered up (depending on the selected reset active timeout), the  $\overline{\text{RESET}}$  output of the ADM6315 will remain low for a period typically equal to the reset active timeout period. This is designed to give the system time to power up correctly and for the power supply to stabilize before any devices are brought out of reset and allowed to begin executing instructions. Initializing a system in this way provides a more reliable startup for microprocessor systems.

When a brownout condition occurs (assuming  $V_{\text{CC}}$  is falling at  $1 \text{ mV}/\mu\text{s}$ ), the ADM6315 will produce a reset in typically  $35 \mu\text{s}$ . Producing a reset this fast means that the entire system can be reset together before any part of the system's voltage falls below its recommended operating voltage. This can avoid dangerous and/or erroneous operation of a microprocessor based system.

### MANUAL RESET INPUT

The ADM6315 also provides an additional input,  $\overline{\text{MR}}$ . This input can be used either as a means for the system operator to manually reset the system via a switch or for a digital circuit to reset the system.

The  $\overline{\text{MR}}$  input will (typical) ignore negative going pulses faster than  $100 \text{ ns}$  and is guaranteed to accept any negative going input pulse of a duration greater than or equal to  $1 \mu\text{s}$ . If  $\overline{\text{MR}}$  is connected to long cables or is used in a noisy environment, then placing a  $1 \mu\text{F}$  decoupling capacitor between the  $\overline{\text{MR}}$  input and ground will further improve the glitch immunity of the ADM6315.

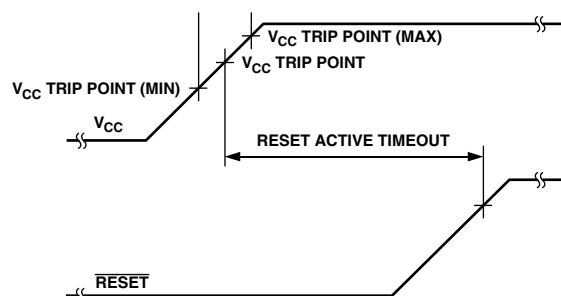


Figure 3.  $V_{\text{CC}}$  Power-Up Timing Diagram

### TRANSIENT IMMUNITY

As well as being an accurate reset circuit, the ADM6315 has good immunity to negative going transients (TPC 4). Because of this characteristic, the ADM6315 is suitable for use in noisy environments.

TPC 4 shows the reset comparator overdrive (the maximum magnitude of negative going pulses with respect to the typical reset threshold) versus pulse duration, without causing a reset.

# ADM6315

Table I.

Model*	Trip Point	Min Timeout (ms)	Brand
ADM6315-50D1ART-RL7	5.00	1	MDZ
ADM6315-50D1ART-RL	5.00	1	MDZ
ADM6315-49D1ART-RL7	4.90	1	MDY
ADM6315-49D1ART-RL	4.90	1	MDY
ADM6315-48D1ART-RL7	4.80	1	MDX
ADM6315-48D1ART-RL	4.80	1	MDX
ADM6315-47D1ART-RL7	4.70	1	MDW
ADM6315-47D1ART-RL	4.70	1	MDW
<b>ADM6315-46D1ART-RL7</b>	<b>4.63</b>	<b>1</b>	<b>MDV</b>
<b>ADM6315-46D1ART-RL</b>	<b>4.63</b>	<b>1</b>	<b>MDV</b>
<b>ADM6315-45D1ART-RL7</b>	<b>4.50</b>	<b>1</b>	<b>MDU</b>
<b>ADM6315-45D1ART-RL</b>	<b>4.50</b>	<b>1</b>	<b>MDU</b>
<b>ADM6315-44D1ART-RL7</b>	<b>4.39</b>	<b>1</b>	<b>MDT</b>
<b>ADM6315-44D1ART-RL</b>	<b>4.39</b>	<b>1</b>	<b>MDT</b>
ADM6315-43D1ART-RL7	4.30	1	MDS
ADM6315-43D1ART-RL	4.30	1	MDS
ADM6315-42D1ART-RL7	4.20	1	MDR
ADM6315-42D1ART-RL	4.20	1	MDR
ADM6315-41D1ART-RL7	4.10	1	MDQ
ADM6315-41D1ART-RL	4.10	1	MDQ
ADM6315-40D1ART-RL7	4.00	1	MDP
ADM6315-40D1ART-RL	4.00	1	MDP
ADM6315-39D1ART-RL7	3.90	1	MDO
ADM6315-39D1ART-RL	3.90	1	MDO
ADM6315-38D1ART-RL7	3.80	1	MDN
ADM6315-38D1ART-RL	3.80	1	MDN
ADM6315-37D1ART-RL7	3.70	1	MDM
ADM6315-37D1ART-RL	3.70	1	MDM
ADM6315-36D1ART-RL7	3.60	1	MDL
ADM6315-36D1ART-RL	3.60	1	MDL
ADM6315-35D1ART-RL7	3.50	1	MDK
ADM6315-35D1ART-RL	3.50	1	MDK
ADM6315-34D1ART-RL7	3.40	1	MDJ
ADM6315-34D1ART-RL	3.40	1	MDJ
ADM6315-33D1ART-RL7	3.30	1	MDI
ADM6315-33D1ART-RL	3.30	1	MDI
ADM6315-32D1ART-RL7	3.20	1	MDH
ADM6315-32D1ART-RL	3.20	1	MDH
<b>ADM6315-31D1ART-RL7</b>	<b>3.08</b>	<b>1</b>	<b>MDG</b>
<b>ADM6315-31D1ART-RL</b>	<b>3.08</b>	<b>1</b>	<b>MDG</b>
ADM6315-30D1ART-RL7	3.00	1	MDF
ADM6315-30D1ART-RL	3.00	1	MDF
<b>ADM6315-29D1ART-RL7</b>	<b>2.93</b>	<b>1</b>	<b>MDE</b>
<b>ADM6315-29D1ART-RL</b>	<b>2.93</b>	<b>1</b>	<b>MDE</b>
ADM6315-28D1ART-RL7	2.80	1	MDD
ADM6315-28D1ART-RL	2.80	1	MDD
ADM6315-27D1ART-RL7	2.70	1	MDC
ADM6315-27D1ART-RL	2.70	1	MDC
<b>ADM6315-26D1ART-RL7</b>	<b>2.63</b>	<b>1</b>	<b>MDB</b>
<b>ADM6315-26D1ART-RL</b>	<b>2.63</b>	<b>1</b>	<b>MDB</b>
ADM6315-25D1ART-RL7	2.50	1	MDA
ADM6315-25D1ART-RL	2.50	1	MDA

NOTES

All parts in bold are ex-stock. Consult factory for availability of orders.

ADM6315-xxxxxxx-RL7 are in reels of 3,000 pieces.

ADM6315-xxxxxxx-RL are in reels of 10,000 pieces.

\*Available in reels only .

Table II.

Model*	Trip Point	Min Timeout (ms)	Brand
ADM6315-50D2ART-RL7	5.00	20	MEZ
ADM6315-50D2ART-RL	5.00	20	MEZ
ADM6315-49D2ART-RL7	4.90	20	MEY
ADM6315-49D2ART-RL	4.90	20	MEY
ADM6315-48D2ART-RL7	4.80	20	MEX
ADM6315-48D2ART-RL	4.80	20	MEX
ADM6315-47D2ART-RL7	4.70	20	MEW
ADM6315-47D2ART-RL	4.70	20	MEW
<b>ADM6315-46D2ART-RL7</b>	<b>4.63</b>	<b>20</b>	<b>MEV</b>
<b>ADM6315-46D2ART-RL</b>	<b>4.63</b>	<b>20</b>	<b>MEV</b>
<b>ADM6315-45D2ART-RL7</b>	<b>4.50</b>	<b>20</b>	<b>MEU</b>
<b>ADM6315-45D2ART-RL</b>	<b>4.50</b>	<b>20</b>	<b>MEU</b>
<b>ADM6315-44D2ART-RL7</b>	<b>4.39</b>	<b>20</b>	<b>MET</b>
<b>ADM6315-44D2ART-RL</b>	<b>4.39</b>	<b>20</b>	<b>MET</b>
ADM6315-43D2ART-RL7	4.30	20	MES
ADM6315-43D2ART-RL	4.30	20	MES
ADM6315-42D2ART-RL7	4.20	20	MER
ADM6315-42D2ART-RL	4.20	20	MER
ADM6315-41D2ART-RL7	4.10	20	MEQ
ADM6315-41D2ART-RL	4.10	20	MEQ
ADM6315-40D2ART-RL7	4.00	20	MEP
ADM6315-40D2ART-RL	4.00	20	MEP
ADM6315-39D2ART-RL7	3.90	20	MEO
ADM6315-39D2ART-RL	3.90	20	MEO
ADM6315-38D2ART-RL7	3.80	20	MEN
ADM6315-38D2ART-RL	3.80	20	MEN
ADM6315-37D2ART-RL7	3.70	20	MEM
ADM6315-37D2ART-RL	3.70	20	MEM
ADM6315-36D2ART-RL7	3.60	20	MEL
ADM6315-36D2ART-RL	3.60	20	MEL
ADM6315-35D2ART-RL7	3.50	20	MEK
ADM6315-35D2ART-RL	3.50	20	MEK
ADM6315-34D2ART-RL7	3.40	20	MEJ
ADM6315-34D2ART-RL	3.40	20	MEJ
ADM6315-33D2ART-RL7	3.30	20	MEI
ADM6315-33D2ART-RL	3.30	20	MEI
ADM6315-32D2ART-RL7	3.20	20	MEH
ADM6315-32D2ART-RL	3.20	20	MEH
<b>ADM6315-31D2ART-RL7</b>	<b>3.08</b>	<b>20</b>	<b>MEG</b>
<b>ADM6315-31D2ART-RL</b>	<b>3.08</b>	<b>20</b>	<b>MEG</b>
ADM6315-30D2ART-RL7	3.00	20	MEF
ADM6315-30D2ART-RL	3.00	20	MEF
<b>ADM6315-29D2ART-RL7</b>	<b>2.93</b>	<b>20</b>	<b>MEE</b>
<b>ADM6315-29D2ART-RL</b>	<b>2.93</b>	<b>20</b>	<b>MEE</b>
ADM6315-28D2ART-RL7	2.80	20	MED
ADM6315-28D2ART-RL	2.80	20	MED
ADM6315-27D2ART-RL7	2.70	20	MEC
ADM6315-27D2ART-RL	2.70	20	MEC
<b>ADM6315-26D2ART-RL7</b>	<b>2.63</b>	<b>20</b>	<b>MEB</b>
<b>ADM6315-26D2ART-RL</b>	<b>2.63</b>	<b>20</b>	<b>MEB</b>
ADM6315-25D2ART-RL7	2.50	20	MEA
ADM6315-25D2ART-RL	2.50	20	MEA

NOTES

All parts in bold are ex-stock. Consult factory for availability of orders.

ADM6315-xxxxxxx-RL7 are in reels of 3,000 pieces.

ADM6315-xxxxxxx-RL are in reels of 10,000 pieces.

\*Available in reels only .

**Table III.**

Model*	Trip Point	Min Timeout (ms)	Brand
ADM6315-50D3ART-RL7	5.00	140	MFZ
ADM6315-50D3ART-RL	5.00	140	MFZ
ADM6315-49D3ART-RL7	4.90	140	MFY
ADM6315-49D3ART-RL	4.90	140	MFY
ADM6315-48D3ART-RL7	4.80	140	MFY
ADM6315-48D3ART-RL	4.80	140	MFY
ADM6315-47D3ART-RL7	4.70	140	MFV
ADM6315-47D3ART-RL	4.70	140	MFV
<b>ADM6315-46D3ART-RL7</b>	<b>4.63</b>	<b>140</b>	<b>MFV</b>
<b>ADM6315-46D3ART-RL</b>	<b>4.63</b>	<b>140</b>	<b>MFV</b>
<b>ADM6315-45D3ART-RL7</b>	<b>4.50</b>	<b>140</b>	<b>MFU</b>
<b>ADM6315-45D3ART-RL</b>	<b>4.50</b>	<b>140</b>	<b>MFU</b>
<b>ADM6315-44D3ART-RL7</b>	<b>4.39</b>	<b>140</b>	<b>MFT</b>
<b>ADM6315-44D3ART-RL</b>	<b>4.39</b>	<b>140</b>	<b>MFT</b>
ADM6315-43D3ART-RL7	4.30	140	MFS
ADM6315-43D3ART-RL	4.30	140	MFS
ADM6315-42D3ART-RL7	4.20	140	MFR
ADM6315-42D3ART-RL	4.20	140	MFR
ADM6315-41D3ART-RL7	4.10	140	MFQ
ADM6315-41D3ART-RL	4.10	140	MFQ
ADM6315-40D3ART-RL7	4.00	140	MFP
ADM6315-40D3ART-RL	4.00	140	MFP
ADM6315-39D3ART-RL7	3.90	140	MFO
ADM6315-39D3ART-RL	3.90	140	MFO
ADM6315-38D3ART-RL7	3.80	140	MFN
ADM6315-38D3ART-RL	3.80	140	MFN
ADM6315-37D3ART-RL7	3.70	140	MFM
ADM6315-37D3ART-RL	3.70	140	MFM
ADM6315-36D3ART-RL7	3.60	140	MFL
ADM6315-36D3ART-RL	3.60	140	MFL
ADM6315-35D3ART-RL7	3.50	140	MFK
ADM6315-35D3ART-RL	3.50	140	MFK
ADM6315-34D3ART-RL7	3.40	140	MFJ
ADM6315-34D3ART-RL	3.40	140	MFJ
ADM6315-33D3ART-RL7	3.30	140	MFJ
ADM6315-33D3ART-RL	3.30	140	MFJ
ADM6315-32D3ART-RL7	3.20	140	MFH
ADM6315-32D3ART-RL	3.20	140	MFH
<b>ADM6315-31D3ART-RL7</b>	<b>3.08</b>	<b>140</b>	<b>MFG</b>
<b>ADM6315-31D3ART-RL</b>	<b>3.08</b>	<b>140</b>	<b>MFG</b>
ADM6315-30D3ART-RL7	3.00	140	MFF
ADM6315-30D3ART-RL	3.00	140	MFF
<b>ADM6315-29D3ART-RL7</b>	<b>2.93</b>	<b>140</b>	<b>MFE</b>
<b>ADM6315-29D3ART-RL</b>	<b>2.93</b>	<b>140</b>	<b>MFE</b>
ADM6315-28D3ART-RL7	2.80	140	MFD
ADM6315-28D3ART-RL	2.80	140	MFD
ADM6315-27D3ART-RL7	2.70	140	MFC
ADM6315-27D3ART-RL	2.70	140	MFC
<b>ADM6315-26D3ART-RL7</b>	<b>2.63</b>	<b>140</b>	<b>MFB</b>
<b>ADM6315-26D3ART-RL</b>	<b>2.63</b>	<b>140</b>	<b>MFB</b>
ADM6315-25D3ART-RL7	2.50	140	MFA
ADM6315-25D3ART-RL	2.50	140	MFA

**NOTES**

All parts in bold are ex-stock. Consult factory for availability of orders.  
 ADM6315-xxxxxxx-RL7 are in reels of 3,000 pieces.  
 ADM6315-xxxxxxx-RL are in reels of 10,000 pieces.  
 \*Available in reels only .

**Table IV.**

Model*	Trip Point	Min Timeout (ms)	Brand
ADM6315-50D4ART-RL	5.00	1120	MGZ
ADM6315-50D4ART-RL7	5.00	1120	MGZ
ADM6315-49D4ART-RL	4.90	1120	MGY
ADM6315-49D4ART-RL7	4.90	1120	MGY
ADM6315-48D4ART-RL	4.80	1120	MGX
ADM6315-48D4ART-RL7	4.80	1120	MGX
ADM6315-47D4ART-RL	4.70	1120	MGW
ADM6315-47D4ART-RL7	4.70	1120	MGW
<b>ADM6315-46D4ART-RL</b>	<b>4.63</b>	<b>1120</b>	<b>MGV</b>
<b>ADM6315-46D4ART-RL7</b>	<b>4.63</b>	<b>1120</b>	<b>MGV</b>
<b>ADM6315-45D4ART-RL</b>	<b>4.50</b>	<b>1120</b>	<b>MGU</b>
<b>ADM6315-45D4ART-RL7</b>	<b>4.50</b>	<b>1120</b>	<b>MGU</b>
<b>ADM6315-44D4ART-RL</b>	<b>4.39</b>	<b>1120</b>	<b>MGT</b>
<b>ADM6315-44D4ART-RL7</b>	<b>4.39</b>	<b>1120</b>	<b>MGT</b>
ADM6315-43D4ART-RL	4.30	1120	MGS
ADM6315-43D4ART-RL7	4.30	1120	MGS
ADM6315-42D4ART-RL	4.20	1120	MGR
ADM6315-42D4ART-RL7	4.20	1120	MGR
ADM6315-41D4ART-RL	4.10	1120	MGQ
ADM6315-41D4ART-RL7	4.10	1120	MGQ
ADM6315-40D4ART-RL	4.00	1120	MGP
ADM6315-40D4ART-RL7	4.00	1120	MGP
ADM6315-39D4ART-RL	3.90	1120	MGO
ADM6315-39D4ART-RL7	3.90	1120	MGO
ADM6315-38D4ART-RL	3.80	1120	MGN
ADM6315-38D4ART-RL7	3.80	1120	MGN
ADM6315-37D4ART-RL	3.70	1120	MGM
ADM6315-37D4ART-RL7	3.70	1120	MGM
ADM6315-36D4ART-RL	3.60	1120	MGL
ADM6315-36D4ART-RL7	3.60	1120	MGL
ADM6315-35D4ART-RL	3.50	1120	MGK
ADM6315-35D4ART-RL7	3.50	1120	MGK
ADM6315-34D4ART-RL	3.40	1120	MGJ
ADM6315-34D4ART-RL7	3.40	1120	MGJ
ADM6315-33D4ART-RL	3.30	1120	MGI
ADM6315-33D4ART-RL7	3.30	1120	MGI
ADM6315-32D4ART-RL	3.20	1120	MGH
ADM6315-32D4ART-RL7	3.20	1120	MGH
<b>ADM6315-31D4ART-RL</b>	<b>3.08</b>	<b>1120</b>	<b>MGG</b>
<b>ADM6315-31D4ART-RL7</b>	<b>3.08</b>	<b>1120</b>	<b>MGG</b>
ADM6315-30D4ART-RL	3.00	1120	MGF
ADM6315-30D4ART-RL7	3.00	1120	MGF
<b>ADM6315-29D4ART-RL</b>	<b>2.93</b>	<b>1120</b>	<b>MGE</b>
<b>ADM6315-29D4ART-RL7</b>	<b>2.93</b>	<b>1120</b>	<b>MGE</b>
ADM6315-28D4ART-RL	2.80	1120	MGD
ADM6315-28D4ART-RL7	2.80	1120	MGD
ADM6315-27D4ART-RL	2.70	1120	MGC
ADM6315-27D4ART-RL7	2.70	1120	MGC
<b>ADM6315-26D4ART-RL</b>	<b>2.63</b>	<b>1120</b>	<b>MGB</b>
<b>ADM6315-26D4ART-RL7</b>	<b>2.63</b>	<b>1120</b>	<b>MGB</b>
ADM6315-25D4ART-RL	2.50	1120	MGA
ADM6315-25D4ART-RL7	2.50	1120	MGA

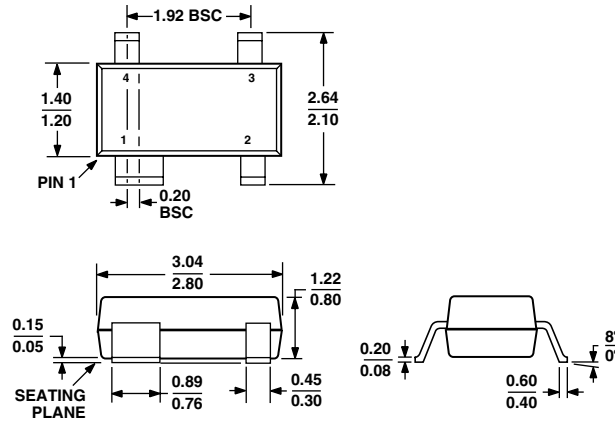
**NOTES**

All parts in bold are ex-stock. Consult factory for availability of orders.  
 ADM6315-xxxxxxx-RL7 are in reels of 3,000 pieces.  
 ADM6315-xxxxxxx-RL are in reels of 10,000 pieces.  
 \*Available in reels only .

## OUTLINE DIMENSIONS

### 4-Lead Small Outline Transistor Package [SOT-143] (RT-4)

Dimensions shown in millimeters



COMPLIANT TO JEDEC STANDARDS TO-253D

## Revision History

Location	Page
<b>2/03—Data Sheet changed from REV. A to REV. B.</b>	
Edits to FEATURES .....	1
Edits to SPECIFICATIONS .....	2
Edits to ABSOLUTE MAXIMUM RATINGS .....	3
Edits to ORDERING GUIDE .....	3
Edits to Table I and Table II .....	6
Edits to Table III and Table IV .....	7
Updated OUTLINE DIMENSIONS .....	8
<b>10/01—Data Sheet changed from REV. 0 to REV. A.</b>	
Edits to Table III .....	7
Edits to Table IV .....	7