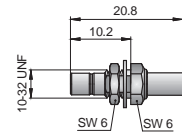


## Panel Plug, crimp, hexagonal flange

Gehäusestecker, crimp, 6- kant- Flansch  
Montage von hinten

## Flexible Cables

| Ordering Number  | Version    | Cable Group | Assembly Instruction | Panel Piercing / PCB Layout | Packing Unit | Crimp Inserts |
|------------------|------------|-------------|----------------------|-----------------------------|--------------|---------------|
| 59 S 607- 101 E3 | rear mount | 01          | 59 G2                | B 22                        | 100          | 11 W 150- 402 |
| 59 S 607- 102 E3 | rear mount | 02          | 59 G2                | B 22                        | 100          | 11 W 150- 402 |
| 59 S 607- 103 E3 | rear mount | 03          | 59 G2                | B 22                        | 100          | 11 W 150- 402 |

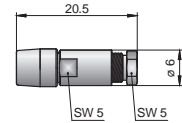


## Straight Jack, clamp

## Kuppler gerade, klemm

## Flexible Cables

| Ordering Number  | Remarks                  | Cable Group | Assembly Instruction | Packing Unit |
|------------------|--------------------------|-------------|----------------------|--------------|
| 59 K 101- 001 E3 | MIL- PRF 39012: 67- 0003 | 01          | 59 A                 | 1            |
| 59 K 101- 002 E3 | MIL- PRF 39012: 67- 0004 | 02          | 59 A                 | 1            |

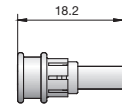
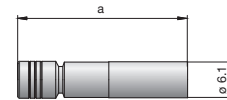


## Straight Jack, crimp

## Kuppler gerade, crimp

## Flexible Cables

| Ordering Number  | Version     | Remarks                              | Cable Group | Assembly Instruction | Packing Unit | Crimp Inserts |
|------------------|-------------|--------------------------------------|-------------|----------------------|--------------|---------------|
| 59 K 102- 101 E3 |             | a = 17.9<br>MIL- PRF 39012: 67- 0008 | 01          | 59 G2                | 100          | 11 W 150- 402 |
| 59 K 102- 102 E3 |             | a = 17.9<br>MIL- PRF 39012: 67- 0009 | 02          | 59 G2                | 100          | 11 W 150- 402 |
| 59 K 102- 103 E3 |             | a = 17.9                             | 03          | 59 G2                | 100          | 11 W 150- 402 |
| 59 K 102- 106 N3 |             | a = 29.0                             | 06          | 34 A8                | 100          | 11 W 150- 506 |
| 59 K 102- 1M4 A3 |             | a = 24.6                             | M4          | 59 G11               | 1000         | 11 W 151- 504 |
| 59 K 102- 1V6 E3 |             | a = 19.9                             | V6          | 59 G2                | 100          | 11 W 150- 404 |
| 59 K 160- 103 A4 | Quick- Lock |                                      | 03          | 59 G2                | 100          | 11 W 150- 402 |



## Right Angle Jack, crimp

## Winkelkuppler, crimp

## Flexible Cables

| Ordering Number  | Remarks                              | Cable Group | Assembly Instruction | Packing Unit | Crimp Inserts |
|------------------|--------------------------------------|-------------|----------------------|--------------|---------------|
| 59 K 201- 101 E3 | a = 10.5<br>MIL- PRF 39012: 67- 0008 | 01          | 59 H                 | 100          | 11 W 150- 402 |
| 59 K 203- 102 E3 | a = 10.5<br>MIL- PRF 39012: 67- 0009 | 02          | 59 C3                | 100          | 11 W 150- 402 |
| 59 K 203- 103 E3 | a = 10.5                             | 03          | 59 C3                | 100          | 11 W 150- 402 |
| 59 K 203- 106 E3 | a = 18.2                             | 06          | 59 C4                | 100          | 11 W 150- 506 |
| 59 K 203- 1V6 E3 | a = 12.5                             | V6          | 59 F6                | 100          | 11 W 150- 404 |
| 59 K 204- 1M4 A4 |                                      |             | 59 P8                | 100          | 11 W 150- 504 |

