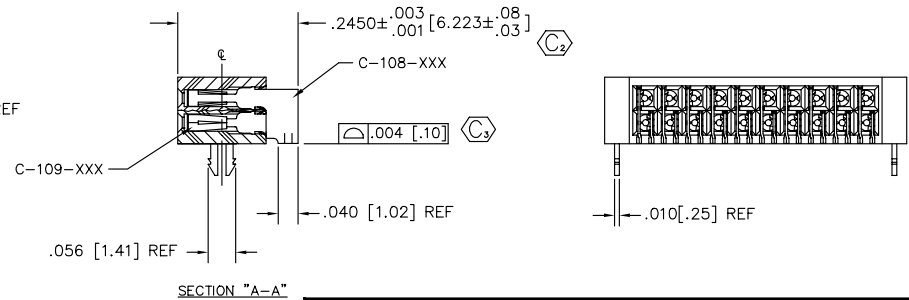
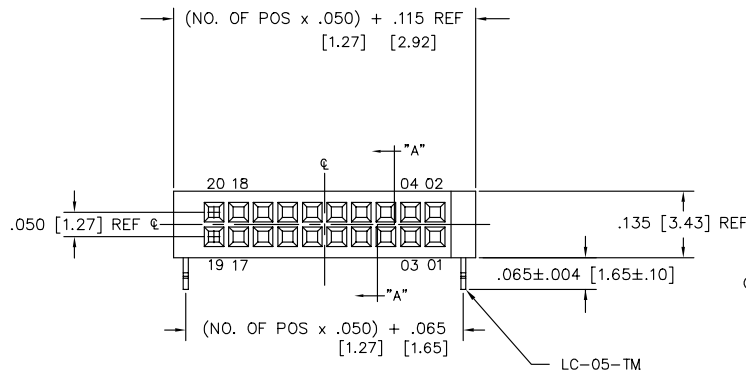
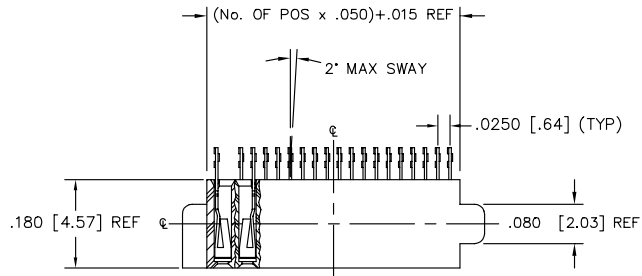


DIMENSIONS ARE IN INCHES		UNLESS OTHERWISE NOTED	TOLERANCES ARE:	TITLE:	DWG NO:
ONE PLACE DECIMALS ±.1 [3]	THREE PLACE DECIMALS ±.005 [.13]	ANGLES ± 5°		.050 x .050 SOCKET STRIP ASM	SFMH-1XX-XX-XXX-D-XX-XX
TWO PLACE DECIMALS ±.01 [3]	FOUR PLACE DECIMALS ±.0020 [.051]				SHEET 1 OF 1



SFMH-1XX-XX-XXX-D-XX-XX

No OF POSITIONS PER ROW
-05 THRU -50

LEAD STYLE
-02

PLATING SPECIFICATION
-L: LIGHT SELECTIVE GOLD:
.000010 GOLD OVER .000050 NICKEL IN CONTACT AREA, .000003 MIN GOLD OVER .000050 NICKEL ON REMAINDER
-F: FLASH SELECTIVE GOLD:
.000003 GOLD OVER .000050 NICKEL ON ENTIRE CONTACT
-LTM: LIGHT SELECTIVE GOLD, MATTE TIN ON TAIL:
.000015 GOLD OVER .000050 NICKEL IN CONTACT AREA, .000200 MATTE TIN ON REMAINDER OVER .000050 NICKEL ON REMAINDER
-LT: LIGHT SELECTIVE GOLD, TIN ON TAIL:
.000003 GOLD OVER .000050 NICKEL IN CONTACT AREA, .000200 MATTE TIN ON REMAINDER OVER .000050 NICKEL ON REMAINDER

OPTIONS
-TR: TAPE & REEL

OPTIONS
-LC: LOCKING CLIP (SEE FIG. 1)
(USE TWO LC-05-TM CLIPS & SFMH-XX-D)
* -SL: SOLDER LOCK (SEE FIG. 2)
(USE SFMH-XX-D-SL)
(10 POSITION MINIMUM)

BODY SPECIFICATION
-D: DOUBLE ROW
(USE SFMH-XX-D)

* NOT TOOLED

FIG. 1

SFMH-120-02-XXX-D-LC SHOWN

- NOTES:
1. MIN. PUSHOUT FORCE: .5 lb.
 2. COPLANARITY: .004" MAX.
 3. © REPRESENTS CRITICAL DIMENSION FOR STATISTICAL PROCESS CONTROL.

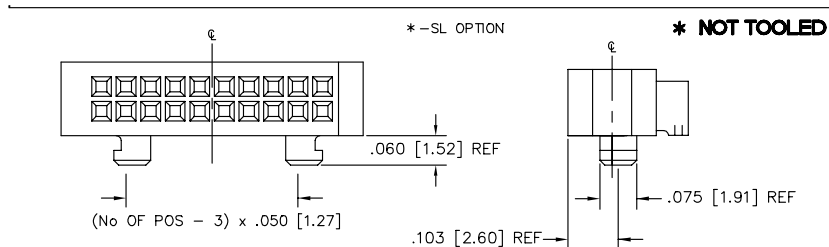
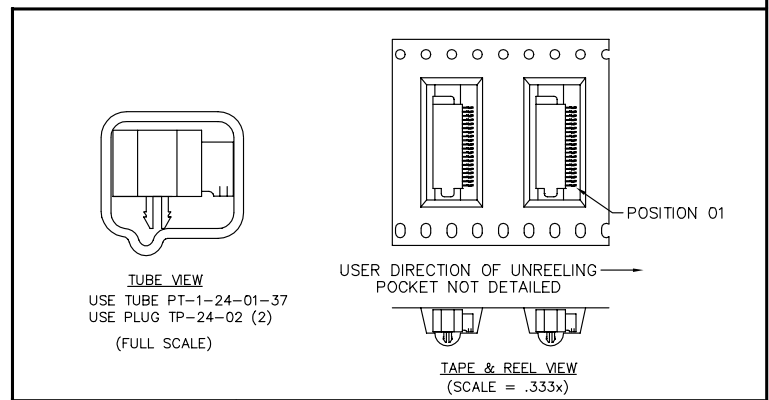


FIG. 2

(DIFFERENT AS SHOWN, OTHERWISE SAME AS FIGURE 1)



MATERIAL:
BODY:
VECTRA E130
COLOR: BLACK

CONTACTS:
PHOS BRONZE

EXISPROD\ASSEMBLY\050
SFMH-ASM

samtec

520 PARK EAST BLVD. NEW ALBANY, INDIANA 47150
PHONE (812) 944-6733 P.O. BOX 1147
CODE 55322

MADE BY: BRATCHER 9-23-97

SFMH-1XX-XX-XXX-D-XX-XX
SHEET 1 OF 1

PROPRIETARY NOTE
THIS DOCUMENT CONTAINS INFORMATION CONFIDENTIAL AND PROPRIETARY TO SAMTEC INC. AND SHALL NOT BE REPRODUCED OR TRANSFERRED TO OTHER DOCUMENTS OR DISCLOSED TO OTHERS OR USED FOR ANY PURPOSE OTHER THAN THAT FOR WHICH IT WAS OBTAINED WITHOUT THE EXPRESSED WRITTEN CONSENT OF SAMTEC INC.