

Electrical / Environmental

- Operating Temperature Range -40°C to +155°C
- Ambient Temperature, Maximum 80°C
- Temperature Rise, Maximum 50°C
- Operating Frequency Up to 400kHz
(For HM73-SXXXXLF models Up to 800kHz)

HM73 Shielded Low Profile Surface Mount Inductors



Specifications @ 25°C

Part Number	Inductance 100 kHz 0.1V		I _{rated} ⁽¹⁾ Rated Current Amps	Heating ⁽²⁾ Current Amps	I _{sat} ⁽³⁾ Saturation Current Amps	DC Resistance		Height Inch/mm Max.	Figure
	@ 0 Adc µH ± 20%	@ I _{rated} µH Typ.				mΩ Typ.	mΩ Max.		
HM73-10R10LF	0.10	0.09	22.0	26.7	38.0	1.40	1.65	.138/3.50	2
HM73-10R10LLF	0.10	0.09	22.0	28.0	38.0	1.20	1.40	.124/3.15	1
HM73-10R20LF	0.22	0.20	17.0	23.0	23.0	1.80	2.10	.138/3.50	2
HM73-10R20LLF	0.22	0.20	17.0	23.0	23.0	1.80	2.10	.124/3.15	1
HM73-10R47LF	0.47	0.42	15.0	19.2	23.0	2.70	3.16	.158/4.00	1
HM73-10R68LF	0.68	0.64	12.0	14.9	28.0	4.50	5.20	.158/4.00	1
HM73-101R0LF	1.00	1.00	8.5	14.9	15.0	5.20	7.00	.158/4.00	1
HM73-101R0LLF	1.00	0.90	6.0	10.9	18.0	8.40	8.80	.126/3.20	1
HM73-101R5LF	1.50	1.30	6.5	12.7	11.0	6.20	8.30	.177/4.50	1
HM73-102R0LF	2.00	1.70	8.0	11.8	11.0	7.20	8.30	.177/4.50	1
HM73-106R0LF	6.00	5.00	4.8	6.0	4.8	26.00	30.00	.197/5.00	1
HM73-106R4LF	6.40	5.80	3.5	6.0	6.0	26.00	30.00	.197/5.00	1
HM73-12R68LF	0.68	0.60	16.0	20.0	30.0	2.70	3.20	.197/5.00	1
HM73-S121R0LF	1.00	0.80	10.0	12.0	12.0	3.50	4.00	.177/4.50	1
HM73-S121R8LF	1.80	1.40	6.0	8.0	7.0	7.00	7.30	.177/4.50	1
HM73-15R10LF	0.108	0.103	30.0	40.8	51.0	0.60	0.70	.185/4.70	1
HM73-15R20LF	0.20	0.17	21.0	35.3	40.0	0.80	0.90	.158/4.00	1
HM73-15R47LF	0.47	0.42	17.0	26.7	35.0	1.40	1.55	.158/4.00	1
HM73-15R70LF	0.70	0.65	16.0	27.7	30.0	1.30	1.50	.220/5.60	1
HM73-151R0LF	1.00	0.95	10.0	22.0	34.0	2.00	2.20	.220/5.60	1
HM73-151R2LF	1.20	1.07	14.0	23.0	23.0	2.00	2.30	.232/5.90	1
HM73-151R5LF	1.50	1.33	10.0	22.9	25.0	1.90	2.20	.216/5.50	1
HM73-S152R1LF	2.10	1.68	11.0	12.0	16.0	6.50	7.80	.177/4.50	1
HM73-152R2LF	2.20	2.10	8.0	16.1	13.0	3.85	4.60	.216/5.50	1
HM73-152R4LF	2.40	1.92	15.0	17.0	20.0	3.35	4.00	.224/5.70	1
HM73-153R3LF	3.30	3.00	10.0	16.0	18.0	4.50	5.00	.287/7.30	1
HM73-154R7LF	4.70	3.50	10.0	15.6	16.0	4.80	5.00	.288/7.30	1
HM73-201R0LF	1.00	0.91	16.0	18.8	32.0	2.80	3.30	.177/4.50	1
HM73-201R5LF	1.50	1.43	13.0	16.4	22.0	3.70	4.40	.177/4.50	1
HM73-30R60LF	0.60	0.54	27.0	30.1	40.0	1.10	1.25	.216/5.50	1
HM73-301R0LF	1.00	0.89	23.0	25.8	34.0	1.50	1.70	.216/5.50	1
HM73-301R5LF	1.50	1.25	18.0	22.9	30.0	1.90	2.30	.216/5.50	1
HM73-302R2LF	2.20	2.00	12.0	15.0	24.0	4.40	5.10	.216/5.50	1
HM73-303R9LF	3.90	3.60	10.0	13.7	18.0	5.70	7.20	.216/5.50	1
HM73-304R6LF	4.60	4.10	9.0	12.4	14.0	6.50	8.30	.216/5.50	1
HM73-316R4LF	6.40	5.65	6.5	7.8	16.0	16.60	25.00	.197/5.00	2
HM73-318R2LF	8.20	7.72	5.6	7.3	16.0	18.80	26.00	.197/5.00	2
HM73-31100LF	10.0	8.90	6.0	6.9	10.0	20.80	26.00	.197/5.00	2
HM73-40R15LF	0.15	0.13	40.0	44.7	80.0	0.50	0.55	.256/6.50	1
HM73-40R30LF	0.30	0.27	40.0	40.8	73.0	0.50	0.65	.256/6.50	1
HM73-40R40LF	0.40	0.37	40.0	40.0	61.0	0.65	1.00	.256/6.50	1

Last Updated: 3 December 2009

MAGNETIC COMPONENTS SELECTOR GUIDE 2009/10 EDITION
We reserve the right to change specifications without prior notice.

Specifications @ 25°C (Cont'd)

Part Number	Inductance 100 kHz 0.1V		I _{rated} ⁽¹⁾ Rated Current Amps	Heating ⁽²⁾ Current Amps	I _{sat} ⁽³⁾ Saturation Current Amps	DC Resistance		Height Inch/mm Max.	Figure
	@ 0 Adc µH ± 20%	@ I _{rated} µH Typ.				mΩ Typ.	mΩ Max.		
HM73-40R50LF	0.50	0.46	40.0	40.0	49.0	0.80	1.00	.256/6.50	1
HM73-40R90LF	0.90	0.80	25.0	28.8	40.0	1.20	1.40	.256/6.50	1
HM73-402R2LF	2.20	1.90	15.0	20.8	27.0	2.30	2.60	.256/6.50	1
HM73-403R0LF	3.00	2.40	17.0	19.0	23.0	3.90	4.70	.256/6.50	1
HM73-403R3LF	3.30	2.64	17.0	21.0	24.0	3.30	4.20	.276/7.00	1
HM73-509R1LF	9.10	7.40	8.0	10.5	15.0	9.10	10.80	.295/7.50	1
HM73-50100LF	10.0	8.00	8.0	10.2	15.0	9.60	11.40	.295/7.50	1
HM73-50120LF	12.0	10.59	7.0	8.7	13.0	13.00	15.00	.295/7.50	1
HM73-50140LF	14.0	12.00	5.5	9.5	10.0	11.00	13.20	.335/8.50	1
HM73-5015R5LF	15.5	13.00	5.0	9.9	10.0	15.00	18.20	.315/8.00	1
HM73-5020R9LF	20.9	17.00	4.5	8.0	8.0	16.00	19.00	.315/8.00	1
HM73-5026R5LF	26.5	22.50	4.6	7.0	8.8	21.00	25.20	.355/9.00	1
HM73-601R0LF	1.00	0.80	30.0	38.0	45.0	1.00	1.20	.287/7.30	1
HM73-602R02LF	2.02	1.62	20.0	28.0	28.0	1.85	2.22	.323/8.20	1

- Notes: (1) The rated current is the approximate current at which inductance will be decreased by 20% from its initial (zero DC) value.
(2) The Heating Current is the DC current which causes the component temperature to increase by approximately 50°C. This current is determined by soldering the component on a typical application PCB, and then applying the current to the component for 30 minutes.
(3) I_{sat} is the saturation current at which inductance rolls off approximately 30% from its initial unbiased inductance value.
(4) PC Board layout, proximity of other components, trace size and airflow will affect temperature rise and must be considered when selecting an inductor.

Packaging

Standard: Embossed Tape & Reel

- (1) Case size 10, 10L & 12

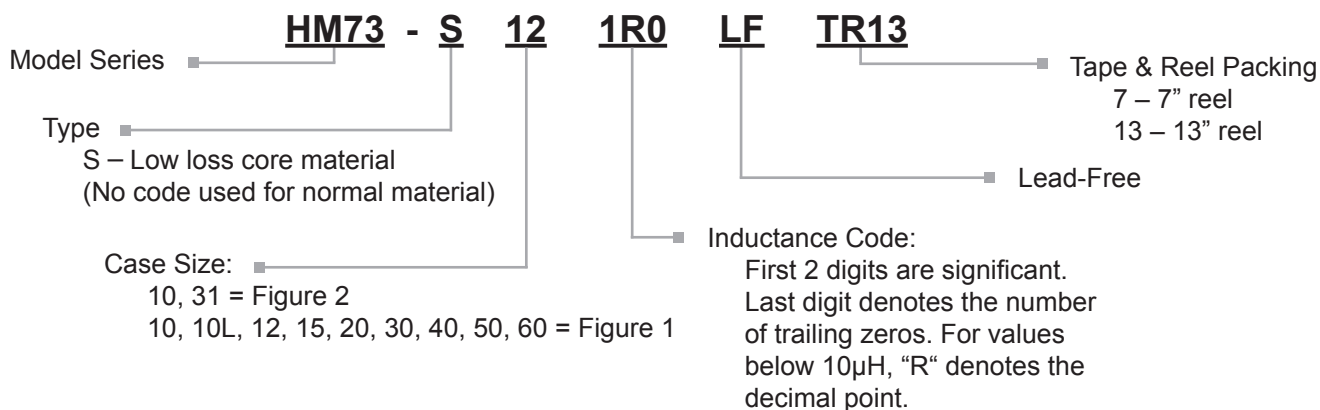
Reel:	Diameter:	7" (177.8mm)	13" (330.2mm)
	Capacity:	= 250 Units	1000 Units

- (2) Other case sizes

Reel:	Diameter:	Case size 15, 20, 30, 31, 40, 50, 60 = 13" (330.2mm)
	Capacity:	Case size 20, 30, 31, 40 * = 400 Units
		Case size 15 = 500 Units
		Case size 50, 60 = 250 Units

* Except for HM73-403R3LFTR13 which is 300 units per reel.

Ordering Information



Outline Dimensions (Inch/mm)

Figure 1

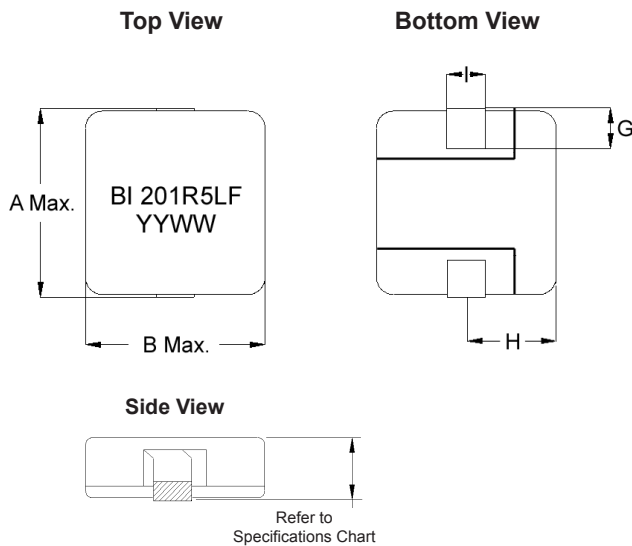
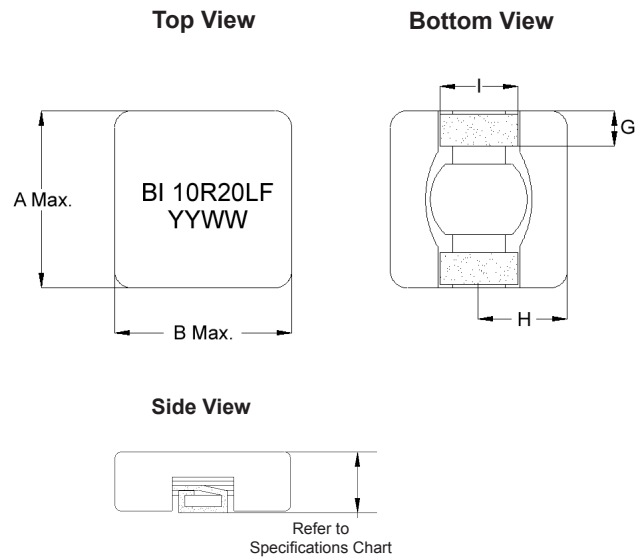
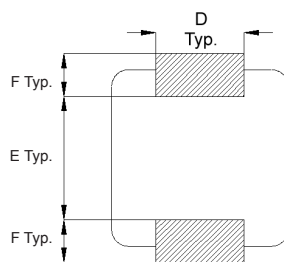


Figure 2



Recommended Solder Pad Layout



Case size	Inductance Code	Fig.	A	B	D	E	F	G	H	I
10	All Models	2	.295 7.50	.271 6.90	.138 3.50	.138 3.50	.098 2.50	.079 ± .020 2.0 ± 0.5	.126 ± .020 3.2 ± 0.5	.118 ± .020 3.0 ± 0.5
10 & 10L	All Models	1	.285 7.23	.265 6.73	.086 2.20	.098 2.50	.098 2.50	.079 ± .020 2.0 ± 0.5	.126 ± .020 3.2 ± 0.5	.053 ± .020 1.35 ± 0.5
12	All Models	1	.295 7.50	.265 6.73	.086 2.20	.098 2.50	.098 2.50	.079 ± .020 2.0 ± 0.5	.126 ± .020 3.2 ± 0.5	.053 ± .020 1.35 ± 0.5
15	All Models	1	.461 11.70	.413 10.50	.098 2.50	.177 4.50	.142 3.60	.09 ± .020 2.3 ± 0.5	.197 ± .020 5.0 ± 0.5	.079 ± .020 2.0 ± 0.5
20	All Models	1	.531 13.5	.512 13.0	.158 4.00	.236 6.00	.158 4.00	.118 ± .020 3.0 ± 0.5	.240 ± .020 6.1 ± 0.5	.091 ± .020 2.3 ± 0.5
30	All Models	1	.552 14.0	.512 13.0	.158 4.00	.236 6.00	.167 4.25	.118 ± .020 3.0 ± 0.5	.240 ± .020 6.1 ± 0.5	.091 ± .020 2.3 ± 0.5
31	All Models	2	.512 13.0	.512 13.0	.295 7.50	.236 6.00	.177 4.50	.118 ± .020 3.0 ± 0.5	.240 ± .020 6.1 ± 0.5	.217 ± .020 5.5 ± 0.5
40	R15, R40 & 3R3	1	.575 14.6	.531 13.5	.158 4.00	.236 6.00	.177 4.50	.118 ± .020 3.0 ± 0.5	.240 ± .020 6.1 ± 0.5	.091 ± .020 2.3 ± 0.5
	R30, R50 R90, 2R2 & 3R0	1	.556 14.1	.512 13.0	.158 4.00	.236 6.00	.167 4.25	.118 ± .020 3.0 ± 0.5	.240 ± .020 6.1 ± 0.5	.091 ± .020 2.3 ± 0.5
50	All Models	1	.531 13.5	.512 13.0	.158 4.00	.236 6.00	.158 4.00	.118 ± .020 3.0 ± 0.5	.240 ± .020 6.1 ± 0.5	.091 ± .020 2.3 ± 0.5
60	All Models	1	.591 15.0	.512 13.0	.165 4.20	.236 6.00	.197 5.00	.118 ± .020 3.0 ± 0.5	.250 ± .020 6.35 ± 0.5	.094 ± .020 2.4 ± 0.5