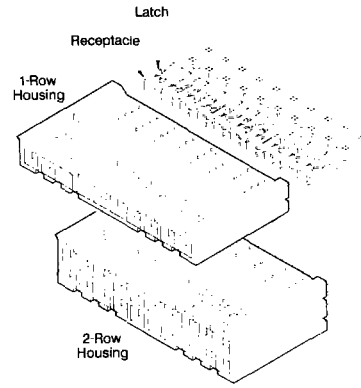


Flexible Circuitry Connectors

2.54 mm (0.100 in.) Centerline (1-Row)
2.54 x 2.54 mm (0.100 x 0.100 in.)
Centerlines (2-Row)

Duflex™ Housing,
1-Row and 2-Row



4-82248-1/94


Features


- Available in 1-Row: 2 through 36 total positions, or 2-Row: 4 through 72 total positions.
- Stackable end-to-end.
- Passive latching.

Mating Data

- Use with Berg Electronics Duflex™ receptacles; see page 21-2.
- Mates with any 2.54 x 2.54 mm (0.100 x 0.100 in.) header with 0.64 mm (0.025 in.) square pins by 5 mm (0.2 in.) long.

Approvals and Certifications

 File no. E66906

 File no. LR46923

Options

- Polarization plug available; part number 65307-001.

Technical Data

Materials

- Housing Material Glass-filled thermoplastic polyester (UL 94 V-0)
 - ▶ Color Blue

Electrical Performance

- Insulation resistance..... 1×10^5 M Ω min
- Withstanding voltage..... 1000 V ac rms

Mechanical Performance

- Contact retention force
 - ▶ Duplex finish 2 lbs. min
 - ▶ Tin-lead finish 1 lb. min

Operating Environment

- Operating temperature..... -65°C to +125°C

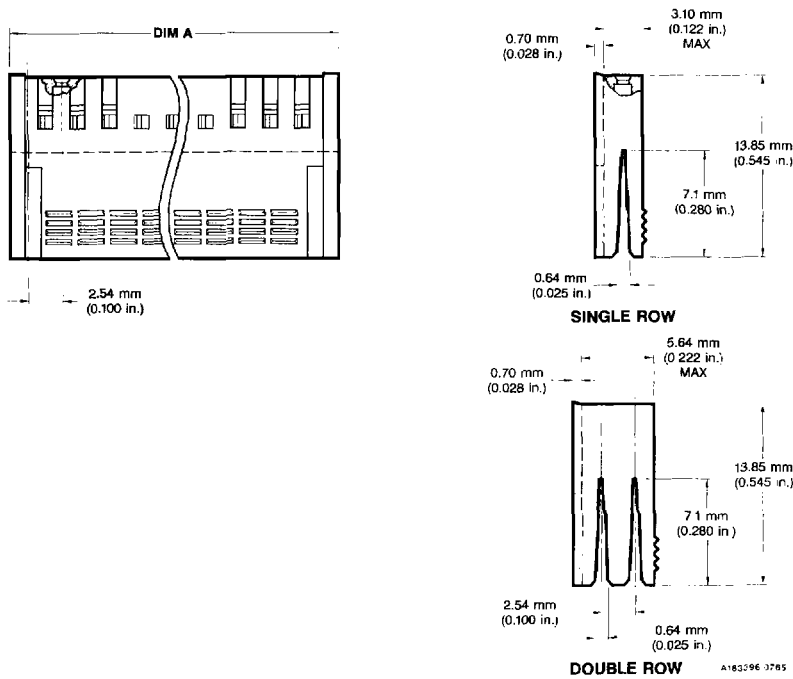
Packaging

- Boxes

Customer Support Materials

Description	Order No.	Description	Order No.
Customer Product Drawings.....	By Part Number	Product Sample.....	Upon Request
Test Data.....	Upon Request		

Description Duflex™ Housing, 1-Row and 2-Row



Accepts Duflex™ receptacle.

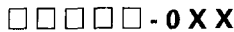
Mating Pin

Size: 0.622 x 0.013 mm (0.0245 x 0.0005 in.) square
Recommended length: 5.00 mm (0.197 in.) min

Ordering Data Duflex™ Housing, 1-Row and 2-Row

Base number specifies 1-Row or 2-Row configuration.

Dash number specifies total positions available per row.



Number of Positions		Dash Numbers	Dimension A (min)		Number of Positions		Dash Numbers	Dimension A (min)	
Single Row	Double Row		mm	in.	Single Row	Double Row		mm	in.
		1-row 67013-0XX 2-row 66987-0XX					1-row 67013-0XX 2-row 66987-0XX		
2	4	X02	5.00	0.197	20	40	X20	50.72	1.997
3	6	X03	7.54	0.297	21	42	X21	53.26	2.097
4	8	X04	10.08	0.397	22	44	X22	55.80	2.197
5	10	X05	12.62	0.497	23	46	X23	58.34	2.297
6	12	X06	15.16	0.597	24	48	X24	60.88	2.397
7	14	X07	17.70	0.697	25	50	X25	63.42	2.497
8	16	X08	20.24	0.797	26	52	X26	65.96	2.597
9	18	X09	22.78	0.897	27	54	X27	68.50	2.697
10	20	X10	25.32	0.997	28	56	X28	71.04	2.797
11	22	X11	27.86	1.097	29	58	X29	73.58	2.897
12	24	X12	30.40	1.197	30	60	X30	76.12	2.997
13	26	X13	32.94	1.297	31	62	X31	78.66	3.097
14	28	X14	35.48	1.397	32	64	X32	81.20	3.197
15	30	X15	38.02	1.497	33	66	X33	83.74	3.297
16	32	X16	40.56	1.597	34	68	X34	86.28	3.397
17	34	X17	43.10	1.697	35	70	X35	88.82	3.497
18	36	X18	45.64	1.797	36	72	X36	91.36	3.597
19	38	X19	48.18	1.897					

Ordering data shown is for our standard product offering. For non-standard or custom products, contact your authorized Berg Electronics representative.