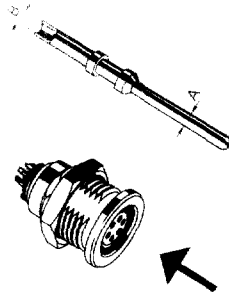




## ELECTRICAL SPECIFICATIONS COAX & TRIAX CONNECTORS



### COAX TRIAX

SERIES

**101**


**102**

REFERENCE  
NUMBER


Connector Type	Cable Group <sup>①</sup>	Contact Diameter A [mm]	Wire Barrel Diameter B [mm]	Contact Termination for			Insulating Material	Impedance [Ω]	Test Voltage [kV] in mated position				Max. Admissible Current [A] at 20°C Temperature Rise	Max. Admissible Current [A] at 40°C Temperature Rise
				Solder	Crimp	P.c.b. solder			AC rms	DC	Center contact to Outer contact	Outer contact to Body		




<b>101 A004</b>	COAX	1	0.7	0.6	●	●	●	PTFE	50	1.8	-	3.0	-	3.0	4.0
<b>101 A004-3</b>	COAX	4	0.7	1.0		●		PTFE	50	2.0	-	3.5	-	6.0	9.0
<b>101 A004-7</b>	COAX	4	0.7	1.2	●										




<b>101 A005</b>	TRIAX		0.6	0.5	●			PAI		0.8	1.0	1.0	1.0	2.0	3.0
-----------------	-------	--	-----	-----	---	--	--	-----	--	-----	-----	-----	-----	-----	-----




<b>102 A001</b>	COAX	1 3 5	1.8	1.2	●			PTFE		1.8	-	2.5	-	10	14
-----------------	------	-------------	-----	-----	---	--	--	------	--	-----	---	-----	---	----	----




<b>102 A002</b> <b>102 Z002</b>	COAX	1 2 3	0.9	0.8	●			PTFE	50	3.0	-	5.0	-	7.0	10
------------------------------------	------	-------------	-----	-----	---	--	--	------	----	-----	---	-----	---	-----	----




<b>102 A017</b>	COAX	1 2	0.7	0.6	●			PTFE PEEK	75	1.7	-	2.8	-	5.0	7.0
-----------------	------	--------	-----	-----	---	--	--	--------------	----	-----	---	-----	---	-----	-----




<b>102 A018</b> <b>102 Z018</b>	COAX HT	1 2 3	0.9	0.8	●	●		PTFE PEEK PAI		5.0	-	8.0	-	7.0	10
------------------------------------	------------	-------------	-----	-----	---	---	--	---------------------	--	-----	---	-----	---	-----	----



<b>102 A025</b> <b>102 Z025</b>	COAX HT	4	0.9	0.8	●	●		PTFE PEEK PAI	50	10	-	15	-	7.0	10
------------------------------------	------------	---	-----	-----	---	---	--	---------------------	----	----	---	----	---	-----	----



<b>102 A014</b>	TRIAX	11	0.9	0.8	●			PTFE		1.1	1.2	1.5	1.7	7.0	10
-----------------	-------	----	-----	-----	---	--	--	------	--	-----	-----	-----	-----	-----	----



<b>102 A021</b>	TRIAX	11	0.9	0.8	●			PTFE	50	1.2	1.0	1.7	1.5	7.0	10
-----------------	-------	----	-----	-----	---	--	--	------	----	-----	-----	-----	-----	-----	----

- ① See list of recommended cables on page Q1.
- ② Plug: Center contact - crimp / Outer contact - crimp ferrule  
 Receptacle: Center contact - solder / Outer contact - washer with solder tag

**D**