


M22 Connectors

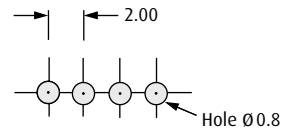
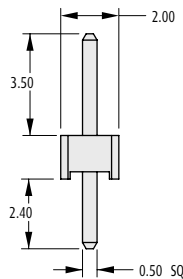
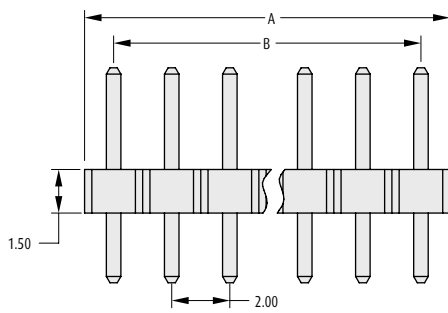
Vertical PC Tail Male Connectors

- ❖ Suitable for use with female connectors shown on pages 27 to 32.
- ❖ Unshrouded pin headers can be cut into smaller sizes.
- ❖ M22-258 is suitable for use with bottom entry sockets.
- ❖ For alternatives pin lengths, see pin header variants on page 39.



PLEASE CONTACT TECHNICAL SALES FOR SIZES ABOVE 25 SINGLE ROW AND 25+25 DOUBLE ROW, UP TO A MAXIMUM OF 50 WAYS.

SINGLE ROW

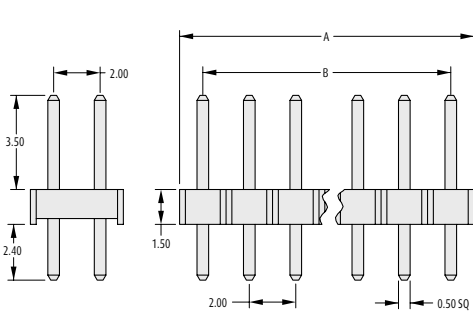


Recommended PC Board Pattern

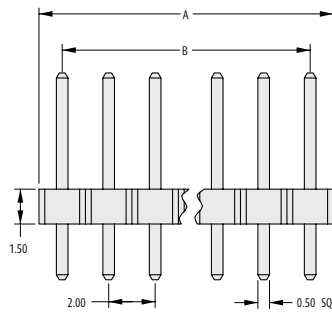
CALCULATION

A	2.00 x No. of ways per row
B	2.00 x (No. of ways per row - 1)

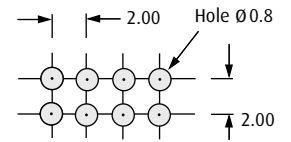
DOUBLE ROW



M22-252



M22-258



Recommended PC Board Pattern

HOW TO ORDER

M22 - 25 X XX XX

SERIES CODE

CONNECTOR TYPE

1	SIL Male
2	DIL Male
8	DIL Male for Bottom Entry

FINISH

05	Gold
06	Tin/Lead
46	Tin

NO. OF WAYS PER ROW

02 to 25

www.harwin.com

