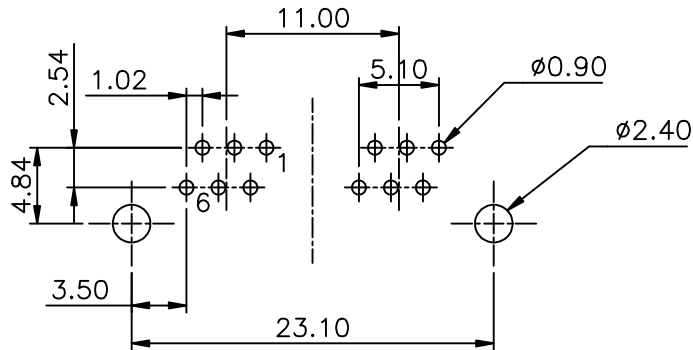
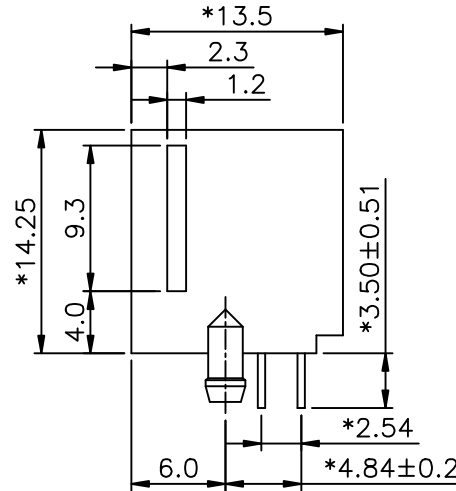
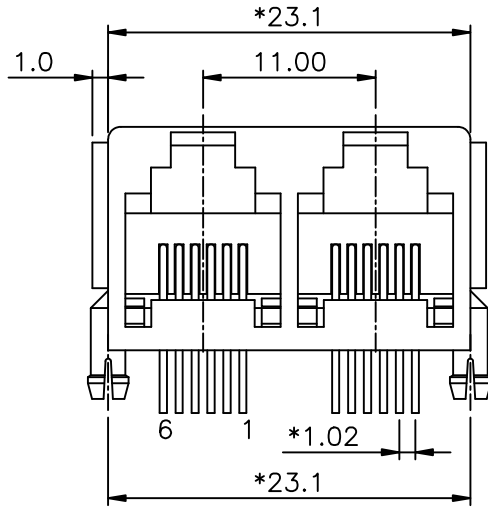


REVISION RECORD				
REV	ECO	DESCRIPTION	DRFT	CHKD
△		ADD PART NO.	CHM	08/21/08



PC Board Layout Component Side Shown

NOTES:

ELECTRICAL:

- VOLTAGE RATING : 125 VAC RMS.
- CURRENT RATING : 1.5 AMP.
- CONTACT RESISTANCE : 45 MILLIOHMS MAX.
- INSULATION RESISTANCE: 1000 MEGOHMS MIN @ 500 VDC.
- DIELECTRIC STRENGTH : 1000 VAC RMS 60Hz, 1MIN.

MECHANICAL:

- HOUSING MATERIAL : PBT +30% .G.F
- CONTACT MATERIAL : PHOSPHOR BRONZE Ø0.46mm.
- PLATING : GOLD PLATING OVER NICKEL.
- OPERATING LIFE : 750 CYCLES MIN.
- PCB RETENTION PRE-SOLDER : 1 LB MIN.
- PCB RETENTION POST-SOLDER: 10 LBS MIN.

ENVIRONMENTAL:

- STORAGE : -40°C TO +85°C.
- OPERATION: : -40°C TO +85°C.
- WAVE SOLDERING TEMPERATURE: 230~250°C (3~5 SECONDS)

MATES WITH MODULAR PLUG CONFORMING TO FCC PART 68, SUBPART F.

CUL FILE NO. E163191

PART NUMBER: E556X-20AXXX-L

NO. OF CONTACT	5-BK	1- 3u" 2- 6u" 3-15u"
2-2 CONTACTS	D-GY	4-30u" 5-50u" 6-Pd20u"
4-4 CONTACTS	0-A06-0100 BK	7-Pd30u" 8-Pd10u"
6-6 CONTACTS		1-W/ PANEL STOP
		2-W/O PANEL STOP

<p>← MM (INCH) →</p> <p>TOLERANCES EXCEPT AS NOTED</p> <p>MM ±</p> <p>.0 ±0.20 ±</p> <p>.00 ±0.15 ±</p> <p>.000 ±0.075 ±</p> <p>ANGLES ±</p> <p>THIRD ANGLE PROJECTION</p>		<p>DFTO CHLOE DATE 2005/07/29</p> <p>CHKD DATE</p> <p>MFO DATE</p> <p>APPVL XLF DATE 08/30/05</p> <p>MATERIAL :</p> <p>QT'Y :</p> <p>FINISH :</p> <p>SCALE : 3:1</p>	<p>FULL RISE ELECTRONIC CO., LTD</p> <p>TITLE</p> <p>MINI L/P SIDE ENTRY PCB JACK 6P</p> <p>DRAWING NO. GE553009-LC</p> <p>/PART NO. SEE NOTE</p> <p>DO NOT SCALE DRAWING</p>	<p>SIZE A3</p> <p>REV 1</p> <p>SHEET OF</p>
--	--	--	---	---