

# PRODUCT NUMBER

90309-XXXXLF

WHEN REQUIRED, ADD SUFFIX LETTER "LF"  
INDICATES THE PRODUCT IS RoHS  
COMPATIBLE, SEE NOTE 6 & 7

PACKAGING, SEE NOTE 5

TOTAL NB OF POSITIONS, 08 TO 34

## PLATING

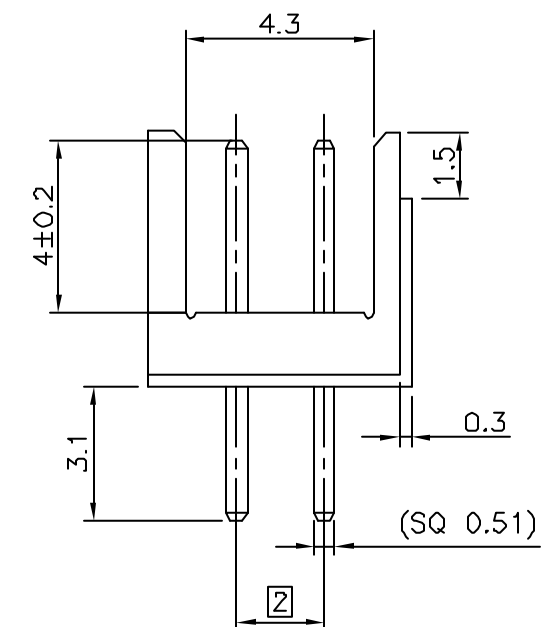
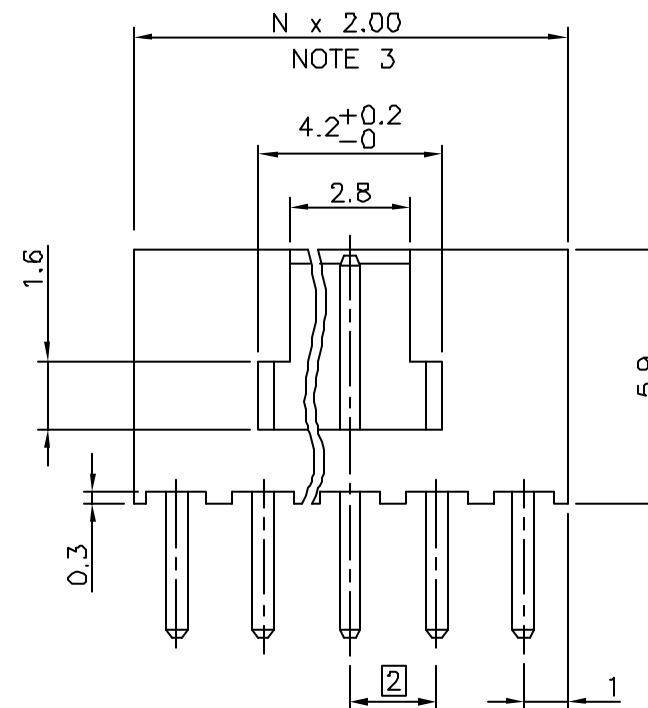
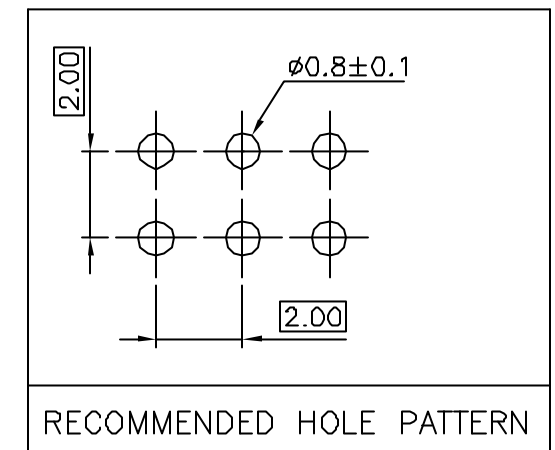
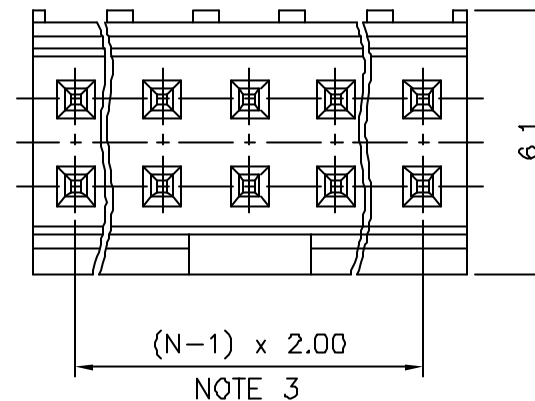
- 0 = 0.20µm GOLD/GXT ON CONTACT AREA  
3.81 TIN LEAD ON TAIL
- 1 = 0.76µm GOLD/GXT ON CONTACT AREA  
3.81 TIN LEAD ON TAIL
- 3 = 0.38µm GOLD/GXT ON CONTACT AREA  
3.81 TIN LEAD ON TAIL
- 5 = 0.38µm GXT FULL PLATED
- 6 = 0.76µm GXT FULL PLATED
- 7 = 0.76µm GOLD/GXT FULL PLATED
- 9 = 0.20µm GOLD/GXT FULL PLATED

UNDERPLATING 1.27µm Ni MIN

WHEN "LF" IS REQUIRED, 2µm MATTE TIN OVER 1.27µm Ni MIN  
IS PROVIDED INSTEAD OF TIN LEAD, ONLY FOR PLATING 1, 3, 5

## NOTES:

1. MATERIAL HOUSING: HIGH TEMP. THERMOPLASTIC  
UL 94V-0, COLOR CREAM
2. MATERIAL TERMINAL: COPPER ALLOY
3. TO DETERMINE DIMENSIONS:  
N = NUMBER OF POSITIONS PER ROW
4. 7N MIN. PIN RETENTION IN EITHER DIRECTION.
5. PACKAGING: = POLYBAGS  
T = TUBE
6. 95609-5XXXXLF IS SIMILAR TO 95609-5XXX  
95609-6XXXXLF IS SIMILAR TO 95609-6XXX  
THE SUFFIX "LF" IS ADDED FOR EASY LEAD FREE IDENTIFICATION
7. RoHS COMPATIBLE PRODUCT SPECIFICATIONS
  - a - PLATING:
    - "LF" MEANS THE PRODUCT IS LEAD-FREE,  
2µm MINIMUM MATTE TIN OVER 1.27µm  
MINIMUM NICKEL UNDERPLATE.
  - b - MANUFACTURING PROCESS COMPATIBILITY
    - THE HOUSING WILL WITHSTAND EXPOSURE TO  
260°C ±5°C SOLDER BATH TEMPERATURE FOR  
5 SECONDS IN A WAVE SOLDER APPLICATION  
WITH A 1.6mm MIN THICK CIRCUIT BOARD.
  - c - LABELLING:
    - MEETS PACKAGING SPECS AS PER GS-14-920
  - d - THIS PRODUCT MEETS EUROPEAN DIRECTIVES  
AND OTHER COUNTRY REGULATIONS AS DISCRIBED  
IN GS-22-008.



mat'l. code				surface		tolerance		projection		product family	
SEE NOTES				ISO 1302		ISO 406		ISO 1101		MINITEK HEADER	
Ltr	ecn no	dr	date	tolerances unless		otherwise specified		mm		title	
S	05-0128	LMU	05.02.21	angles		.X ±0.3		mm		SHR HEADER	
T	06-0210	LMU	06.07.04	linear		.XX ±0.13		mm		2.00mm TMT DR	
U	07-0191	JCO	07.09.05	±2'		.XXX ±0.05		scale 7:1		dwg no	
V	08-0145	ELA	15.04.08	dr		JL.CORDIER		97.07.26		sheet 1 of 1	
				engr		J.COMPAGNON		97.07.26		size	
				chr		JL.CORDIER		97.07.26		90309	
				appd		JMC		97.07.26		A3	
sheet index		revision sheet								type	
										CUSTOMER Drawing	