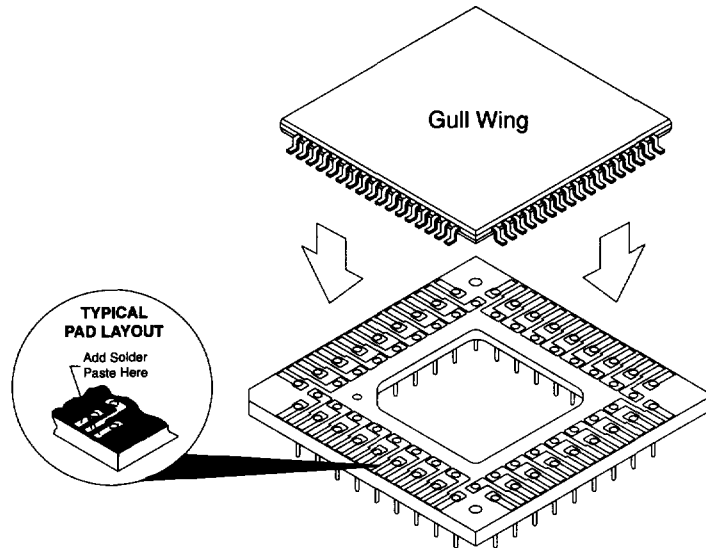



Adapters for Jedec .050" (1.27mm) Pitch PQFP's (Leaded Gull Wing Type)



Features:


- Adapter allows present Gull Wing devices to be solderable or socketable in a thru-hole application.
- Adapts JEDEC footprints to standard PGA footprints.
- .100" (2.54mm) pin to pin spacing allows more space for conductor runs on PCB.
- Polarization pin option available.
- Saves space (X, Y, and Z) when used with Advanced PGA (LIF) sockets.
- Radius ends of adapter pins to improve socketing.
- Allows testing with standard test clips.
- See page 136 for mating sockets information.

Body Material:

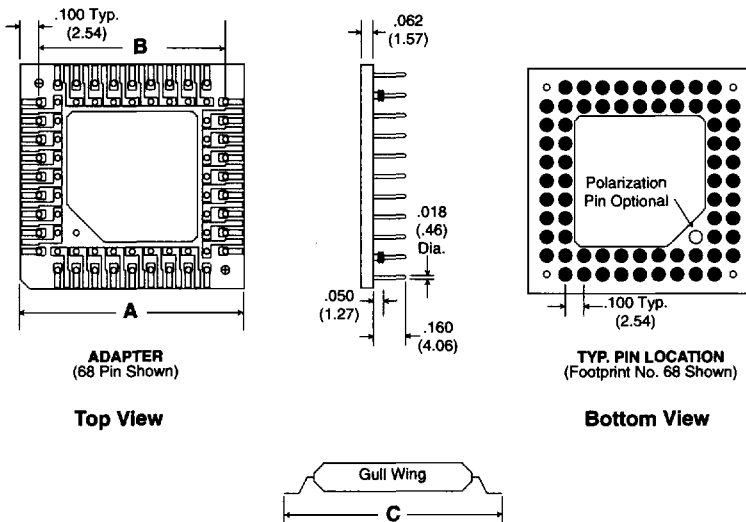
Copper Clad FR-4, Solder Plated
U.L. Rated 94V-O, Index 140°C
(284°F)

Terminals:

Terminal: Brass Tin-Lead Plated



Device to Adapter Soldering Service
Available by Advanced Interconnections



Part Numbers							
With Standoffs	Footprint Number	With Polarization Pin & Standoffs	Footprint Number	# of Positions	A	B	Gull Wing C
1704-28-S	28	1704-28-SP	29	28	.700 (17.78)	.500 (12.70)	.580 (14.73)
1704-44-S	44	1704-44-SP	45	44	.900 (22.86)	.700 (17.78)	.780 (19.81)
1704-52-S	52	1704-52-SP	53-1	52	1.000 (25.40)	.800 (20.32)	.880 (22.35)
1704-68-S	68	1704-68-SP	69	68	1.200 (30.48)	1.000 (25.40)	1.080 (27.43)
1704-84-S	84-2	1704-84-SP	85-2	84	1.400 (35.56)	1.200 (30.48)	1.280 (32.51)

Also available without standoff. For more information consult factory.
See pages 89 - 114 for PGA footprints.