

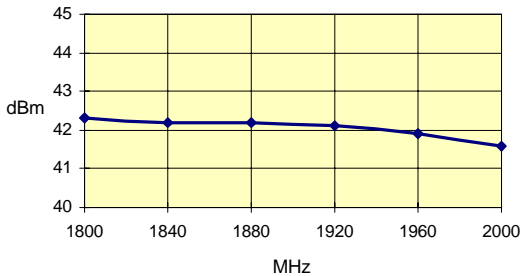
Product Description

Stanford Microdevices' SXL-189 amplifier is a high efficiency GaAs Heterojunction Bipolar Transistor (HBT) MMICs housed in low-cost surface-mountable plastic package. These HBT MMICs are fabricated using molecular beam epitaxial growth technology which produces reliable and consistent performance from wafer to wafer and lot to lot.

These amplifiers are specially designed for use as driver devices for infrastructure equipment in the 800-1000 MHz cellular bands.

Its high linearity make it an ideal choice for multi-carrier as well as digital applications.

Output Third Order Intercept Point vs. Frequency



Electrical Specifications at Ta = 25C

Symbol	Parameters: Test Conditions: $Z_0 = 50 \text{ Ohms}$, $f = 800\text{-}1000 \text{ MHz}$		Units	Min.	Typ.	Max.
P_{1dB}	Output Power at 1dB Compression	$f = 800\text{-}1000 \text{ MHz}$	dBm		24.0	
S_{21}	Power Gain	$f = 800\text{-}1000 \text{ MHz}$	dB		14.5	
S_{12}	Reverse Isolation	$f = 800\text{-}1000 \text{ MHz}$	dB		30.0	
VSWR	Input VSWR	$f = 800\text{-}1000 \text{ MHz}$	-		2.0:1	
VSWR	Output VSWR	$f = 800\text{-}1000 \text{ MHz}$	-		2.0:1	
IP_3	Third Order Intercept Point	$f = 800\text{-}1000 \text{ MHz}$	dBm		42.0	
NF	Noise Figure	$f = 800\text{-}1000 \text{ MHz}$	dB		5.0	
I_d	Device Current	$V_c = +5V$	mA		110.0	

Preliminary

SXL-189

800-1000 MHz 50 Ohm Power MMIC Amplifier

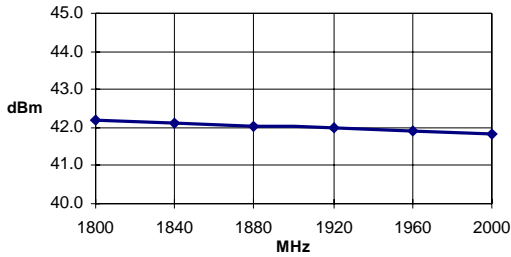
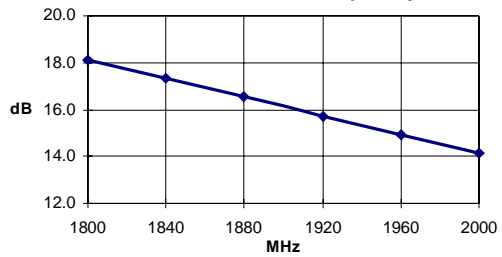
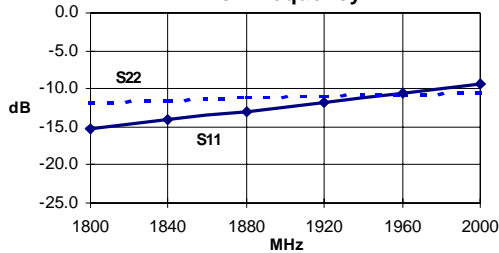
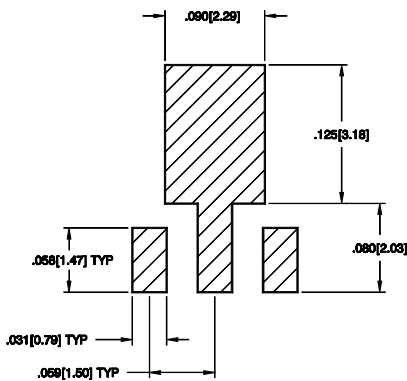
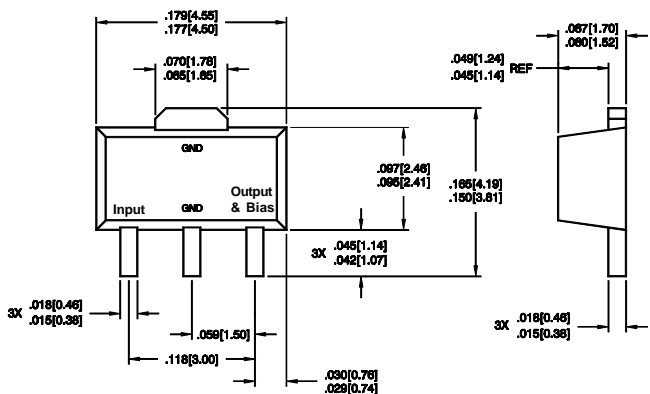


Product Features

- Patented High Reliability GaAs HBT Technology
- High Linearity Performance : +42dBm Typ. at 900 MHz
- Surface-Mountable Plastic Package

Applications

- Cellular Systems
- Multi-Carrier Applications

SXL-189 800-1000 MHz Power MMIC Amplifier
Typical Performance at 25° C (Vc = 5.0V, Ic=110mA)
Output Third Order Intercept vs. Frequency

Power Gain vs. Frequency

Input/Output Return Loss vs. Frequency

Recommended Land Pattern

Outline Drawing


Pin assignments shown for reference only, not marked on part

SXL-189 800-1000 MHz Power MMIC Amplifier
Absolute Maximum Ratings

Parameter	Absolute Maximum
Device Voltage	7V
Device Current	200mA
Power Dissipation	1500mW
RF Input Power	100mW
Junction Temperature	+150C
Operating Temperature	-45C to +85C
Storage Temperature	-65C to +150C

Part Number Ordering Information

Part Number	Devices Per Reel	Reel Size
SXL-189-TR1	500	7"
SXL-189-TR2	1000	13"
SXL-189-EB	Eval Board	-

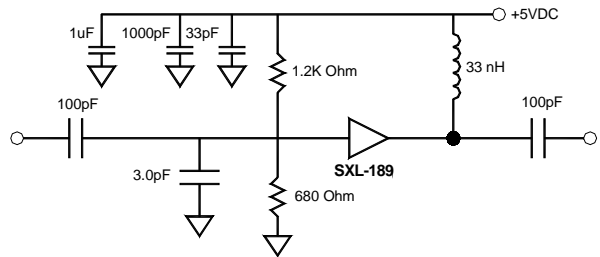
Notes:

1. Operation of this device above any one of these parameters may cause permanent damage.

MTTF vs. Temperature
@ Id = 110mA

Lead Temperature	Junction Temperature	MTTF (hrs)
+25C	+90C	>10,000,000
+60C	+125C	>5,000,000
+85C	+150C	1,000,000

Thermal Resistance (Lead-Junction): 60° C/W

Application Schematic and Bias Circuit for 900 MHz Operation

Board Layout and Matching Circuit at 900 MHz
