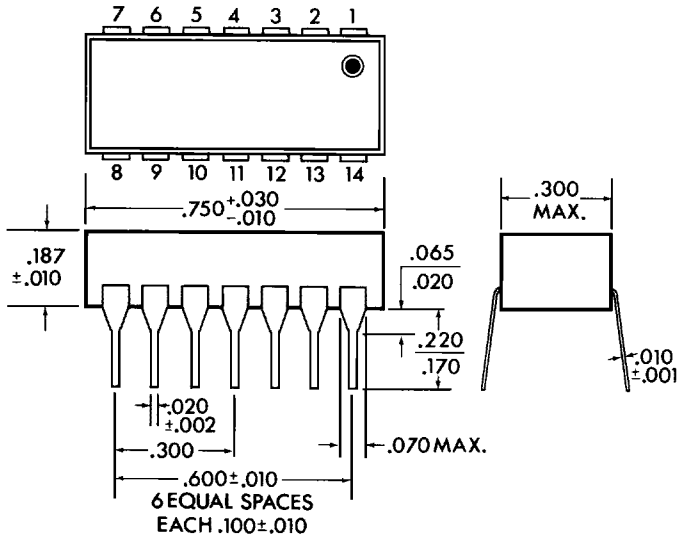


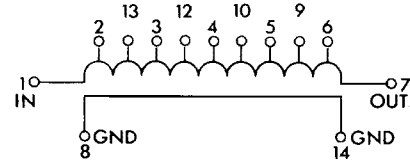



LOW PROFILE DIP DELAY LINES 10 TAPS • 14 PIN PACKAGE

SERIES MIL-23



White Dot locates Pin 1



SPECIFICATIONS:

- Total Time Delay Tolerance: ± 2 ns Below 40ns Delay
 $\pm 5\%$ Above 40ns Delay
- Taps: 10 equally spaced $\pm 5\%$
- Temperature Coefficient: 100 ppm/ $^{\circ}$ C max
- Operating Temp. Range: -55° C to $+125^{\circ}$ C
- Distortion: $\pm 10\%$ max at maximum delay
- Attenuation: 10% max
- Dielectric Strength: 50VDC
- Environmental Conditions: Per MIL-D-23859/23
- Minimum Wire Diameter (Coils): $.0025$ " (#42 AWG)
- Terminals: Electro tin plated Alloy 42
 $.020$ w x $.010$ th.

Note: For longer time delays refer to Series DIP16

Total Td ns	Rise Time max(ns)	IMPEDANCE $\pm 10\%$		
		50 Ω	100 Ω	200 Ω
10	3	A002	B102	—
15	4	A003	B103	—
20	5.5	A004	B104	—
25	6	A005	B105	—
30	6.5	A006	B106	—
35	7	A007	B107	—
40	8	A008	B108	C208
45	9	A009	B109	C209
50	10	A010	B110	C210
60	12	A012	B112	C212
80	16	A016	B116	C216
100	20	A020	B120	C220
120	24	A022	B122	C222
140	28	A024	B124	C224
150	30	A025	B125	C225
160	32	A026	B126	—
180	36	A028	B128	—
200	40	A030	B130	—
220	45	—	B132	—
240	50	—	B134	—
250	50	—	B135	—
260	55	—	B136	—
280	60	—	B138	—
300	60	—	B140	—
330	70	—	B143	—