



FULL SIZE CRYSTAL CAN RELAY 5 AMPERE

Series
BN

Product Description


An innovation in design with emphasis on material technology developments have allowed Nuova Hi-G Italia to manufacture this high sensitivity 5 amperes crystal can relay. The selection of contacts and all current currying parts, have resulted in this highly reliable, sensitive, full hermetically sealed workhouse.

This relay meets all the switching and environmental conditions of demanding military environments:

- All welded relay construction
- Cleaning and sealing techniques ensures maximum internal cleanliness
- 5 amperes switching
- 1 or 2 form C, SPDT or DPDT contacts, special metal alloy with gold plating.

Series Types

- 1BN 1 form C, SPDT
- 2BN 2 form C, DPDT



Environmental and Physical Specifications

Temperature (Ambient)	- 65°C to + 125°C
Shock	100 g, 6 ms.
Vibration (sinusoidal)	20 g, 10 to 2000 Hz
Acceleration	30 g
Sealing	All welded, Hermetic
Weight	1,0 oz. (28,35 grams) max.

Electrical Characteristics (over the Temperature range. Unless otherwise noted)

Coil Data	See Typical Characteristics chart		
Contact Rating	Type Load	Contact Load	Cycles min.
(Note: All ratings with grounded case)	Resistive	5 A / 28 Vdc	100.000
		3 A / 115Vac, 400 Hz	100.000
		2 A / 115 Vac, 60 Hz	100.000
	Overload	10 A / 28 Vdc	100
	Inductive	1 A / 28 Vdc (200 mH)	100.000
Contact Resistance	0,02 Ω max. initial		
Operate Time	6,0 ms. max. at 25°C		
Release Time	3,0 ms. max. at 25°C		
Contact Bounce	2,0 ms. max. at 25°C		
Dielectric Strength	1.000 Vrms min., 60 Hz, between contact to case, 500 Vrms min., 60 Hz, between contacts and coil to case, at sea level		
Insulation Resistance	1.000 MΩ min. all points at 500 Vdc		
Intercontact Capacitance	2,5 pF between contacts		
Sensitivity	280 mW at pick-up, 1,3 W typical at nominal rated coil voltage, at 25 °C		



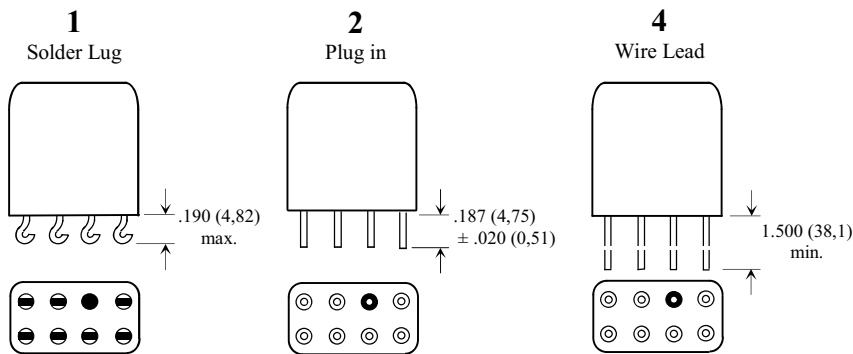
FULL SIZE CRYSTAL CAN RELAY 5 AMPERE

Series
BN

Typical Characteristics

Voltage Code	Coil Voltage [Vdc]		Coil Resistance [Ω] ± 10% at 25°C	Pick-up [Vdc] Max. at 25°C	Drop-out [Vdc] Min. at 25°C	Coil Suppression [Vdc]
	Nominal	Max.				
106	6,0	7,2	35	3,1	0,5	47
112	12,0	14,4	140	6,3	0,75	47
126	26,5	32,0	600	13,0	1,5	47
148	48,0	58,0	2200	25,0	2,5	109
176	76,0	90,0	4400	35,0	3,0	109

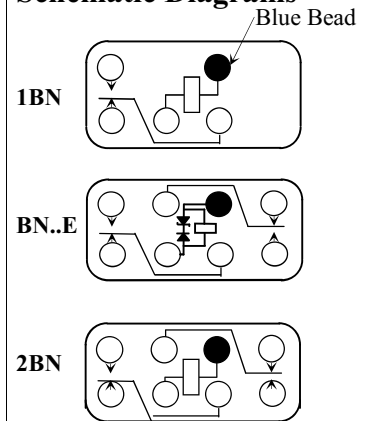
Terminal Styles



Note:

- Dimensions are shown in inches (millimetres)
- Terminal spacing is .200 (5,08). Terminal diameter is .030 (0,76) + .003 (0,08) - .002 (0,05)

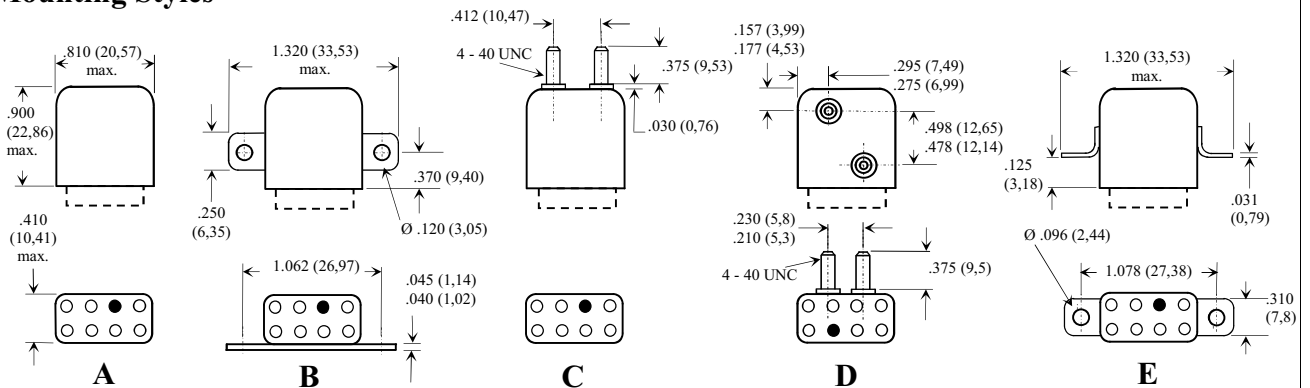
Schematic Diagrams



Note:

- Schematics are viewed from terminals

Mounting Styles



Note:

- Dimensions are shown in inches (millimetres)

How to Order (Part Numbering System)

