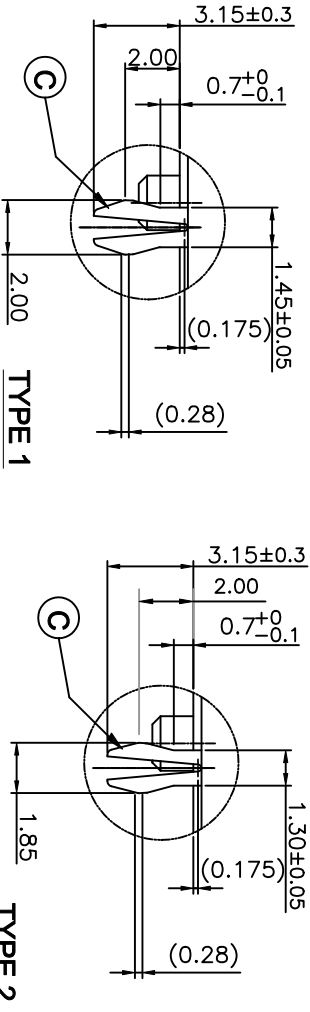
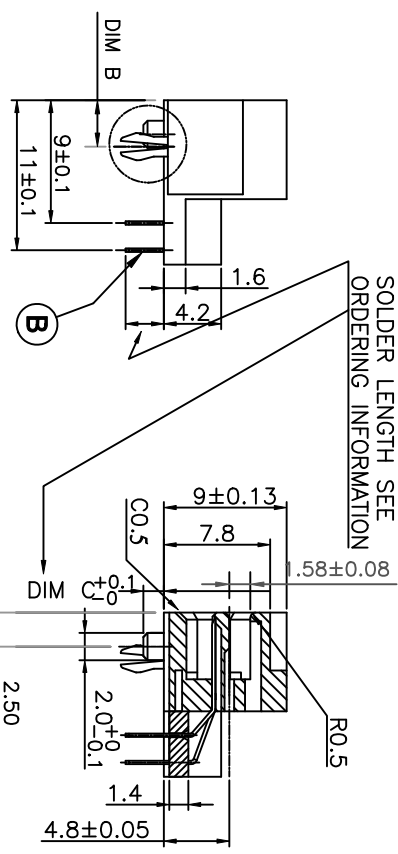
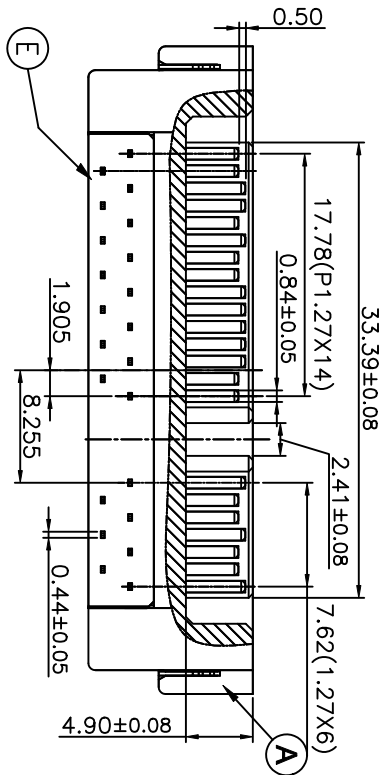
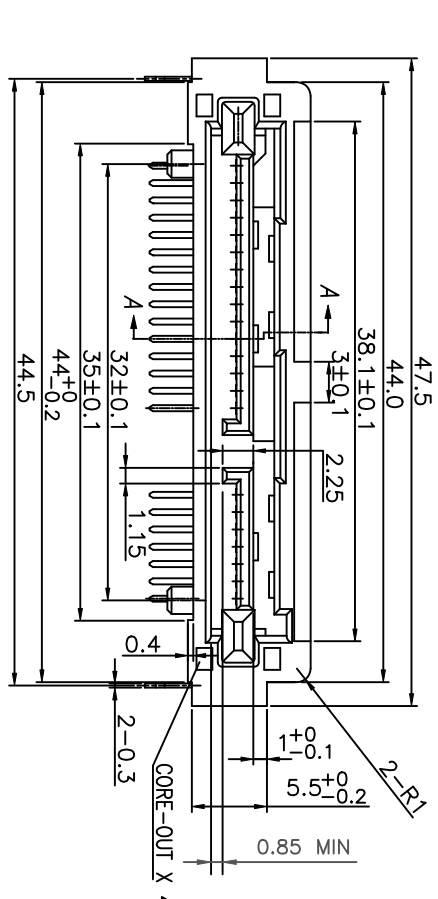


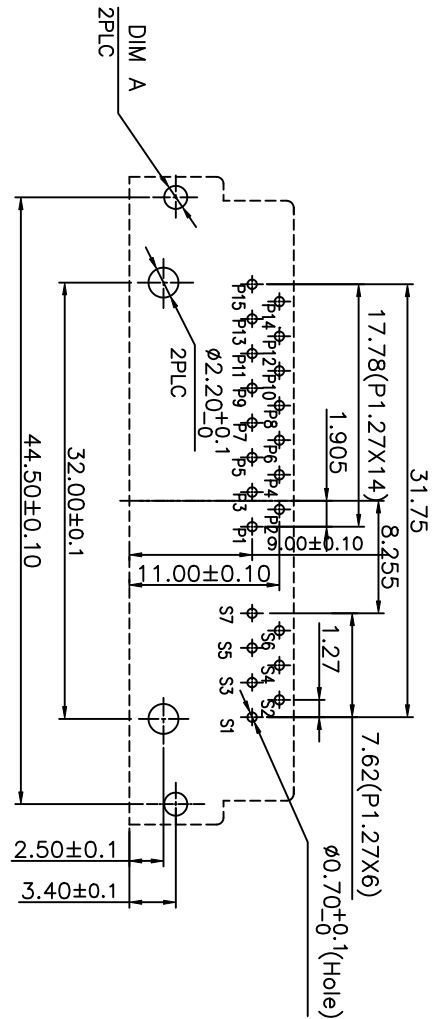


FCI Logo & Part No. located Approximately as shown.

NO.	NAME	MATERIAL	QTY
A	HOUSING	THERMOPLASTIC	1
B	CONTACT	BRASS	22
C	HOLD DOWN	BRASS	2
D	DUST COVER	THERMOPLASTIC	1
E	TAIL GUIDE	THERMOPLASTIC	1

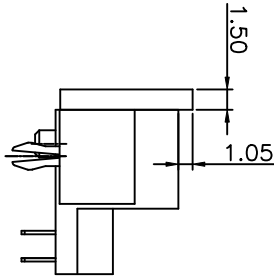
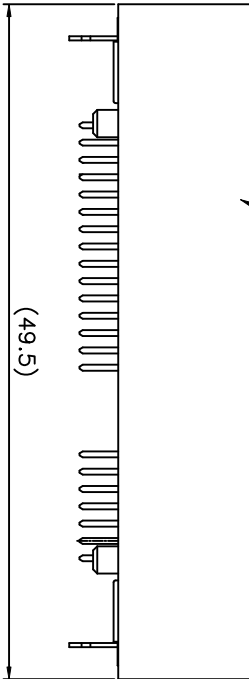


mot'l. code				tolerances unless otherwise specified				CUSTOMER COPY				title			
lir	ecn no	dr	date	linear	.XX ± 0.30	projection	MM	scale	NA	product family	S ATA	code	size	dwg no	code
A	T06-0095	S.Lin	5/11/06	.XXX ± 0.20	.XXX ± 0.10	0° ± 2°	MM	NA	NA	SATA 22 POS, T/H WITH LATCH	10038031	TWN	1 of	1	1
B	T06-0182	S.Lin	04/26/07	.XXX ± 0.10	.XXX ± 0.10	0° ± 2°	MM	NA	NA	SATA 22 POS, T/H WITH LATCH	10038031	TWN	1 of	1	1
C	T08-1198	S.Lin	12/16/08	.XXX ± 0.10	.XXX ± 0.10	0° ± 2°	MM	NA	NA	SATA 22 POS, T/H WITH LATCH	10038031	TWN	1 of	1	1
D	T08-1199	S.Lin	12/23/08	.XXX ± 0.10	.XXX ± 0.10	0° ± 2°	MM	NA	NA	SATA 22 POS, T/H WITH LATCH	10038031	TWN	1 of	1	1
E	T08-1199	S.Lin	12/23/08	.XXX ± 0.10	.XXX ± 0.10	0° ± 2°	MM	NA	NA	SATA 22 POS, T/H WITH LATCH	10038031	TWN	1 of	1	1
sheet	revision	D	D	sheet	sheet	1	2	sheet	sheet	1	2	sheet	sheet	1	2
index	index	1	2	index	index	1	2	index	index	1	2	index	index	1	2



RECOMMENDED PCB LAYOUT(DIP TYPE) T=1.60mm±0.10

Dust Cap (D)



- 0: With Dust Cap, LCP Housing
1: Without Dust Cap, LCP Housing
2: With Dust Cap, PA 9T Housing
3: Without Dust Cap, PA 9T Housing
- BLANK: TYPE 1 HOLD DOWN
1: TYPE 2 HOLD DOWN
S: PRODUCT SPEC 110-634
- Solder Tail Length
0: 2.5mm+5u" Gold at Contact Area
1: 2.8mm+5u" Gold at Contact Area
2: 2.5mm+Gold Flash at Contact Area
3: 2.8mm+Gold Flash at Contact Area
4: 3.25mm+Gold Flash at Contact Area

SIGNAL SEGMENT		POWER SEGMENT			
S 1	GND	P 1	V ₃₃	P 9	V ₅
S 2	A+	P 2	V ₃₃	P 10	GND
S 3	A-	P 3	V ₃₃	P 11	DAS/DSS
S 4	GND	P 4	GND	P 12	GND
S 5	B-	P 5	GND	P 13	V ₁₂
S 6	B+	P 6	GND	P 14	V ₁₂
S 7	GND	P 7	V ₅	P 15	V ₁₂
		P 8	V ₅		

HOLD DOWN	
TYPE 1	TYPE 2
DIM A	Ø1.70 ^{+0.1} ₋₀
	Ø1.50 ^{+0.1} ₋₀
DIM B	3.4±0.1
	3.9±0.1

mot'l. code		tolerances unless otherwise specified		CUSTOMER COPY		FCI	
lfr	ecn no	dr	date	line ar	projection	title	www.fciconnect.com
A	106-0095	S.Lin	5/11/06	.XX ± 0.20	MM	SATA 22 POS, T/H WITH LATCH	
B	106-0182	S.Lin	04/26/07	.XXX ± 0.10	MM		
C	108-1198	S.Lin	12/16/08	0° ±2°	MM		
D	108-1199	S.Lin	12/23/08		MM		
		engr	Sterling Lin	5/10/06	scale	product family	S ATA
		chr	Sterling Lin	5/10/06	size	dwg no	10038031
		appd	HC LIU	5/10/06	code	sheet	TWN
sheet	revision	D	D				
index	sheet	1	2				