

IEC Appliance Inlet C14 with Filter, "Lock and Shield" Mounting

Standard- or Medical-Filter



GRF4: with shield and line filter

**Description**

- Panel Mount:
Snap-in version from rear-side
- 3 Functions:
Appliance Inlet Protection class I, with EMC-shield, Line filter in standard and medical version

Approvals

- VDE Certificate Number: 102348
- UL File Number: E72928
- CSA File Number: 701867

Characteristics

- Time saving "Lock and Shield" snap-in design for rear-panel mounting
- All single elements are already wired
- Innovative EMC-shielding with flexible steel segments for an excellent contact to the panel
- Qualified for use in equipment according IEC/EN 60950

Other versions on request

- Panel thickness 1.2 mm and 2.0 mm

ReferencesAlternative: version without line filter [GRF2](#)**Weblinks**

[pdf](#), [General Product Information](#), [Approvals](#), [RoHS](#), [CHINA-RoHS](#), [Mating Connectors](#), [e-Store](#), [SCHURTER-Stock-Check](#), [Distributor-Stock-Check](#), [Accessories](#)

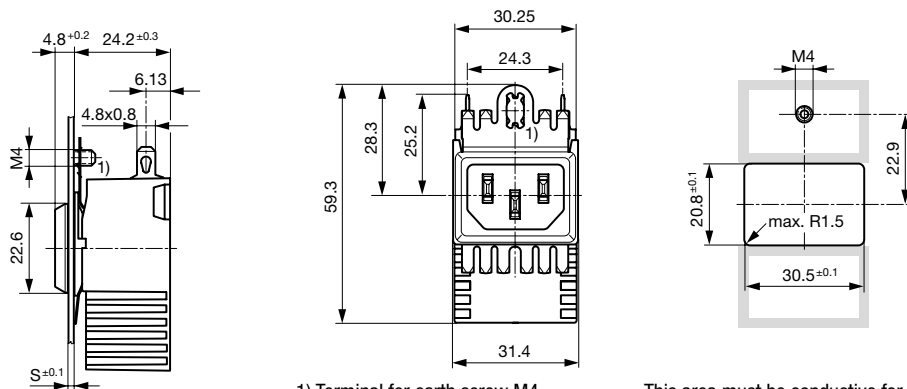
Technical Data

Ratings IEC	0.5 - 10A @ Ta 40 °C / 250VAC; 50Hz
Ratings UL/CSA	0.5 - 15A @ Ta 40 °C / 125VAC; 60Hz
Leakage Current	standard < 0.5 mA (250 V / 60Hz) medical < 5 µA (250 V / 60 Hz)
Dielectric Strength	> 1.7 kVDC between L-N > 2.7 kVDC between L/N-PE Test voltage (2 sec)
Allowable Operation Temp.	-25 °C to 85 °C
Climatic Category	25/085/21 acc. to IEC 60068-1
Degree of Protection	from front side IP 40 acc. to IEC 60529
Protection Class	Suitable for appliances with protection class 1 acc. to IEC 61140
Terminal	Quick connect terminals 4.8 x 0.8 mm
Panel Thickness s	Snap-in: 1.5 mm (other on request)
Material: Housing	Thermoplastic, black, UL 94V-0

Appliance-Inlet/-Outlet	C14 acc. to IEC/EN 60320-1, UL 498, CSA C22.2 no. 42 (for cold conditions) pin-temperature 70 °C, 10A, Protection Class 1
Line Filter	Standard and Medical Version, IEC 60939, IEC 60601-1, UL 1283, UL 544, EN 133 200, CSA C22.2 no. 8 Technical details
MTBF	> 3'300'000h acc. to MIL-HB-217 F

Dimensions

GRF4



1) Terminal for earth screw M4

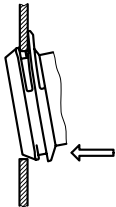
This area must be conductive for optimal shielding. Do not apply paint or coatings.

Technical Data of Filter-Components

Rated Current [A]	Filter-Type	Inductances L [mH]	Capacitance CX [nF]	Capacitance CY [nF]	R [MΩ]
0.5	Standard Version	2 x 24	100	2.2	-
1	Standard Version	2 x 12	100	2.2	-
3	Standard Version	2 x 2.5	100	2.2	-
6	Standard Version	2 x 0.78	100	2.2	-
10	Standard Version	2 x 0.225	100	2.2	-
15	Standard Version	2 x 0.075	100	2.2	-
0.5	Medical Version (M5)	2 x 24	100	-	1
1	Medical Version (M5)	2 x 12	100	-	1
3	Medical Version (M5)	2 x 2.5	100	-	1
6	Medical Version (M5)	2 x 0.78	100	-	1
10	Medical Version (M5)	2 x 0.225	100	-	1
15	Medical Version (M5)	2 x 0.075	100	-	1

Dimensions

Step 1



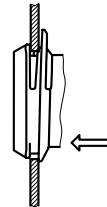
Place the socket in top edge of the panel cut-out.

Step 2



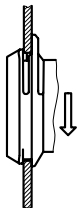
Push the socket upwards.

Step 3



Push the socket forward into the panel cut-out.

Step 4

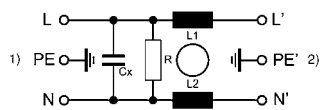
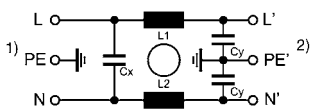


Release the socket. The component is self adjusting.

Diagrams

Standard version

Medical version



1) Line
2) Load

1) Line
2) Load

Attenuation Loss

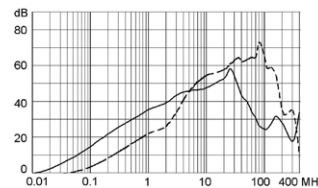
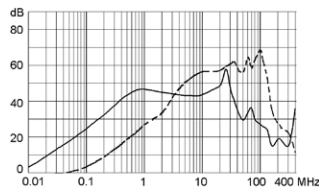
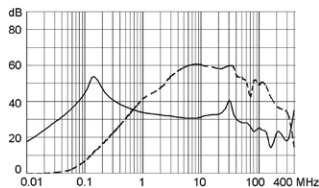
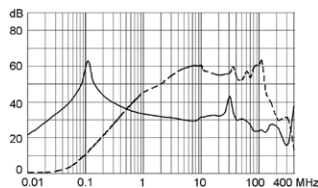
--- differential mode — common mode

Standard version
0.5 A

1 A

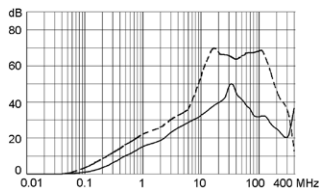
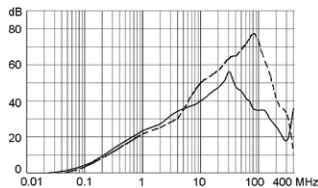
3 A

6 A



10 A

15 A

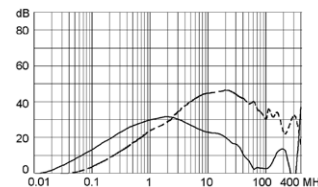
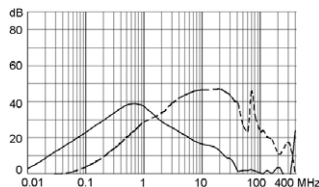
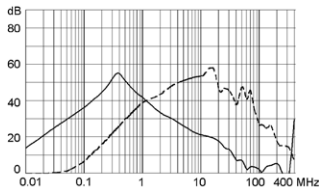
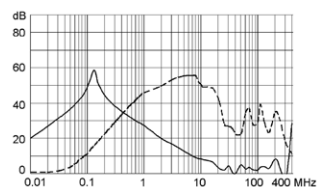


Medical version (M5)
0.5 A

1 A

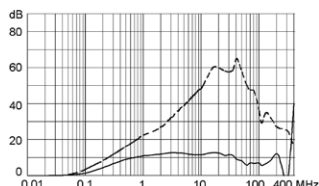
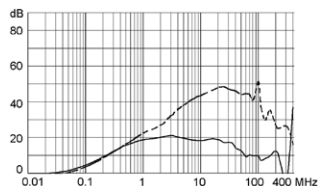
3 A

6 A



10 A

15 A



Variants

Rated Current IEC [A]	Rated Current UL [A]	Filter-Type	Panel Thickness [mm]	Order Number
0.5	0.5	Standard Version	1	GRF4.0411.011.C
1	1	Standard Version	1	GRF4.0412.011.C
6	6	Standard Version	1	GRF4.0416.011.C
10	10	Standard Version	1	GRF4.0417.011.C
0.5	0.5	Standard Version	1.5	GRF4.0411.013.C
1	1	Standard Version	1.5	GRF4.0412.013.C
3	3	Standard Version	1.5	GRF4.0413.013.C
6	6	Standard Version	1.5	GRF4.0416.013.C
10	10	Standard Version	1.5	GRF4.0417.013.C
15	15	Standard Version	1.5	GRF4.0419.013.C
3	3	Standard Version	2	GRF4.0413.014.C
0.5	0.5	Medical Version (M5)	1.5	GRF4.0021.013.C
1	1	Medical Version (M5)	1.5	GRF4.0022.013.C
3	3	Medical Version (M5)	1.5	GRF4.0023.013.C
6	6	Medical Version (M5)	1.5	GRF4.0026.013.C
10	10	Medical Version (M5)	1.5	GRF4.0027.013.C
15	15	Medical Version (M5)	1.5	GRF4.0029.013.C

Articles with packing unit 200 (without ending ".C") are no longer available

Packaging unit 20 Pcs

Mating Outlets/Connectors

Category / Description

Appliance Outlet Overview complete



IEC Appliance Outlet F, Screw-on Mounting, Front Side, Solder Terminal	4787
IEC Appliance Outlet F, Snap-in Mounting, Front Side, Solder or Quick-connect Terminal	4788
IEC Appliance Outlet F or H, Screw-on Mounting, Front Side, Solder, PCB or Quick-connect Terminal	5091
IEC Appliance Outlet F or H, Screw-on Mounting, Front Side, Solder or Quick-connect Terminal	5092

[Appliance Outlet further types to GRF4](#)

Connector Overview complete



IEC Connector C15, Rewireable, Straight	0101
IEC Connector C15A, Rewireable, Straight	0102
IEC Connector C15A, Rewireable, Straight	0102-G
IEC Connector C15A, Rewireable, Angled	0112
IEC Connector C13, Rewireable, Angled	4012

[Connector further types to GRF4](#)

...

Power Cord Overview complete



Power Cord with IEC Connector C13, Angled	0311
Power Cord with IEC Connector C13, Angled	3011
Power Cord with IEC Connector C13, Angled	3012
Power Cord with IEC Connector C13, Angled	3013
Power Cord with IEC Connector C13	3020

[Power Cord further types to GRF4](#)

...