

TR & TRS

TIME DELAY/CLASS RK5



THE INDUSTRY'S MOST POPULAR FUSE FOR MOTOR CIRCUIT PROTECTION.

Tri-onic® SmartSpot® fuses now provide a visual open fuse indicator. With advanced material technology added to the existing product the TR and TRS current limiting time delay fuses are engineered for overcurrent protection of motors and transformers, service entrance equipment, feeder and branch circuits. Tri-onic proven time delay characteristic safely handles harmless starting currents and inrush currents associated with today's motors and transformers.

Features/Benefits

- **Solid State SmartSpot Indicator**
- **Time delay** for motor start-ups and transformer inrush currents without nuisance opening
- **Current limiting** for low peak let-thru current
- **Rejection-style design** prevents replacement errors (when used with recommended fuse blocks)
- **Easy-to-read label** for quick recognition and replacement
- **Metal-embossed date and catalog number** for traceability and lasting identification
- **Fiberglass body** provides dimensional stability in harsh industrial settings
- **High-grade silica filler** ensures fast arc quenching and high current limitation

HIGHLIGHTS:

- Time Delay
- Current Limiting
- AC & DC Rated

APPLICATIONS:

- Motor Circuits
- Mains
- Feeders
- Branch Circuits
- Transformers
- Service Entrance Equipment
- General-purpose Protection

Ratings

- **TR**
AC: 1/10 to 600A
250VAC, 200kA I.R.
- **DC:** 1/10 to 2 8/10A
& 35 to 400A, 250VDC,
20kA I.R.; 3 to 30A &
450 to 600A, 160VDC,
20kA I.R.
- **TRS**
AC: 1/10 to 600A
600VAC, 200kA I.R.
- **DC:** 1/10 to 12A,
600VDC, 20kA I.R.;
15 to 60A, 300VDC,
20kA I.R. 70 to 600A,
600VDC, 100kA I.R.

Approvals

- UL Listed to Standard
248-12 File E2137
- CSA Certified to
Standard C22.2
No. 248.12
- DC Listed to UL
Standard 248 TRS only



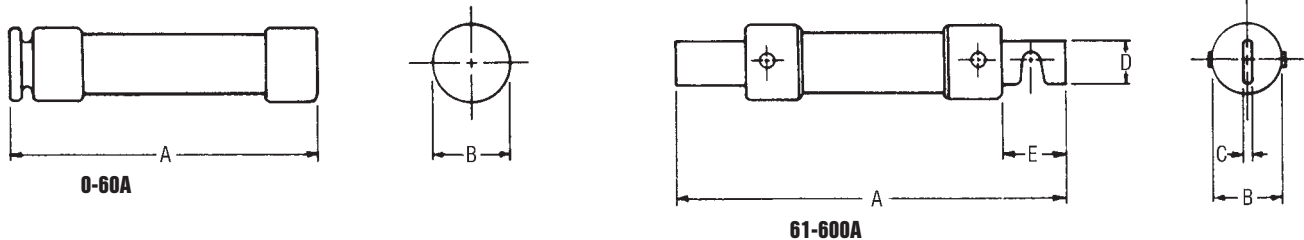
TIME DELAY/CLASS RK5 FUSES

TR & TRS

Standard Fuse Ampere Ratings, Catalog Numbers

Ampere Rating	Catalog Number		Ampere Rating	Catalog Number		Ampere Rating	Catalog Number	
	250V	600V		250V	600V		250V	600V
1/10	TR1/10R	TRS1/10R	3-1/2	TR3-1/2R	TRS3-1/2R	50	TR50R	TRS50R
15/100	TR15/100R	TRS15/100R	4	TR4R	TRS4R	60	TR60R	TRS60R
2/10	TR2/10R	TRS2/10R	4-1/2	TR4-1/2R	TRS4-1/2R	70	TR70R	TRS70R
3/10	TR3/10R	TRS3/10R	5	TR5R	TRS5R	75	TR75R	TRS75R
4/10	TR4/10R	TRS4/10R	5-6/10	TR5-6/10R	TRS5-6/10R	80	TR80R	TRS80R
1/2	TR1/2R	TRS1/2R	6	TR6R	TRS6R	90	TR90R	TRS90R
6/10	TR6/10R	TRS6/10R	6-1/4	TR6-1/4R	TRS6-1/4R	100	TR100R	TRS100R
8/10	TR8/10R	TRS8/10R	7	TR7R	TRS7R	110	TR110R	TRS110R
1	TR1R	TRS1R	8	TR8R	TRS8R	125	TR125R	TRS125R
1-1/8	TR1-1/8R	TRS1-1/8R	9	TR9R	TRS9R	150	TR150R	TRS150R
1-1/4	TR1-1/4R	TRS1-1/4R	10	TR10R	TRS10R	175	TR175R	TRS175R
1-4/10	TR1-4/10R	TRS1-4/10R	12	TR12R	TRS12R	200	TR200R	TRS200R
1-6/10	TR1-6/10R	TRS1-6/10R	15	TR15R	TRS15R	225	TR225R	TRS225R
1-8/10	TR1-8/10R	TRS1-8/10R	17-1/2	TR17-1/2R	TRS17-1/2R	250	TR250R	TRS250R
2	TR2R	TRS2R	20	TR20R	TRS20R	300	TR300R	TRS300R
2-1/4	TR2-1/4R	TRS2-1/4R	25	TR25R	TRS25R	350	TR350R	TRS350R
2-1/2	TR2-1/2R	TRS2-1/2R	30	TR30R	TRS30R	400	TR400R	TRS400R
2-8/10	TR2-8/10R	TRS2-8/10R	35	TR35R	TRS35R	450	TR450R	TRS450R
3	TR3R	TRS3R	40	TR40R	TRS40R	500	TR500R	TRS500R
3-2/10	TR3-2/10R	TRS3-2/10R	45	TR45R	TRS45R	600	TR600R	TRS600R

Note: Indicator not available (1/10 - 7) amps.



Dimensions

AMPERE RATING	A		B		C		D		E	
	In.	mm	In.	mm	In.	mm	In.	mm	In.	mm
250V-TR FUSES										
0-30	2	51	9/16	14	-	-	-	-	-	-
31-60	3	76	13/16	21	-	-	-	-	-	-
61-100	5-7/8	149	1-1/16	27	1/8	3	3/4	19	1	25
101-200	7-1/8	181	1-9/16	40	3/16	5	1-1/8	28	1-3/8	35
201-400	8-5/8	219	2-1/16	53	1/4	6	1-5/8	41	1-7/8	48
401-600	10-3/8	264	2-9/16	66	1/4	6	2	51	2-1/4	57
600V-TRS FUSES										
0-30	5	127	13/16	21	-	-	-	-	-	-
31-60	5-1/2	139	1-1/16	27	-	-	-	-	-	-
61-100	7-7/8	200	1-5/16	34	1/8	3	3/4	19	1	25
101-200	9-5/8	244	1-13/16	46	3/16	5	1-1/8	28	1-3/8	35
201-400	11-5/8	295	2-9/16	66	1/4	6	1-5/8	41	1-7/8	48
401-600	13-3/8	340	3-1/8	80	1/4	6	2	51	2-1/4	57

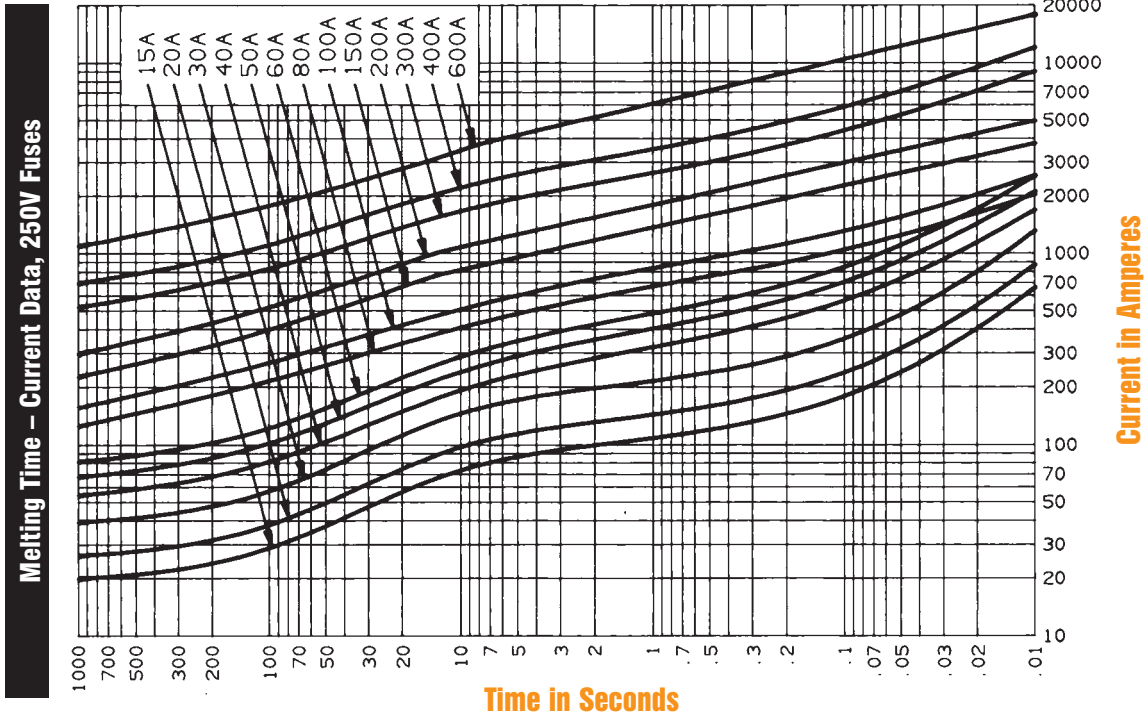
Recommended Fuse Blocks With Box Connectors For Tri-onic® Class RK5 Fuses

Fuse Ampere Rating	Catalog Number			
	250V		600V	
	1 Pole	3 pole	1 pole	3 pole
0-30	20306R	20308R	60306R	60308R
31-60	20606R	20608R	60606R	60608R
61-100	21036R	21038R	61036R	61038R
101-200	22001R	22003R	62001R	62003R
201-400	24001R	24003R	64001R	64003R
401-600	2631R	2633R	6631R	6633R

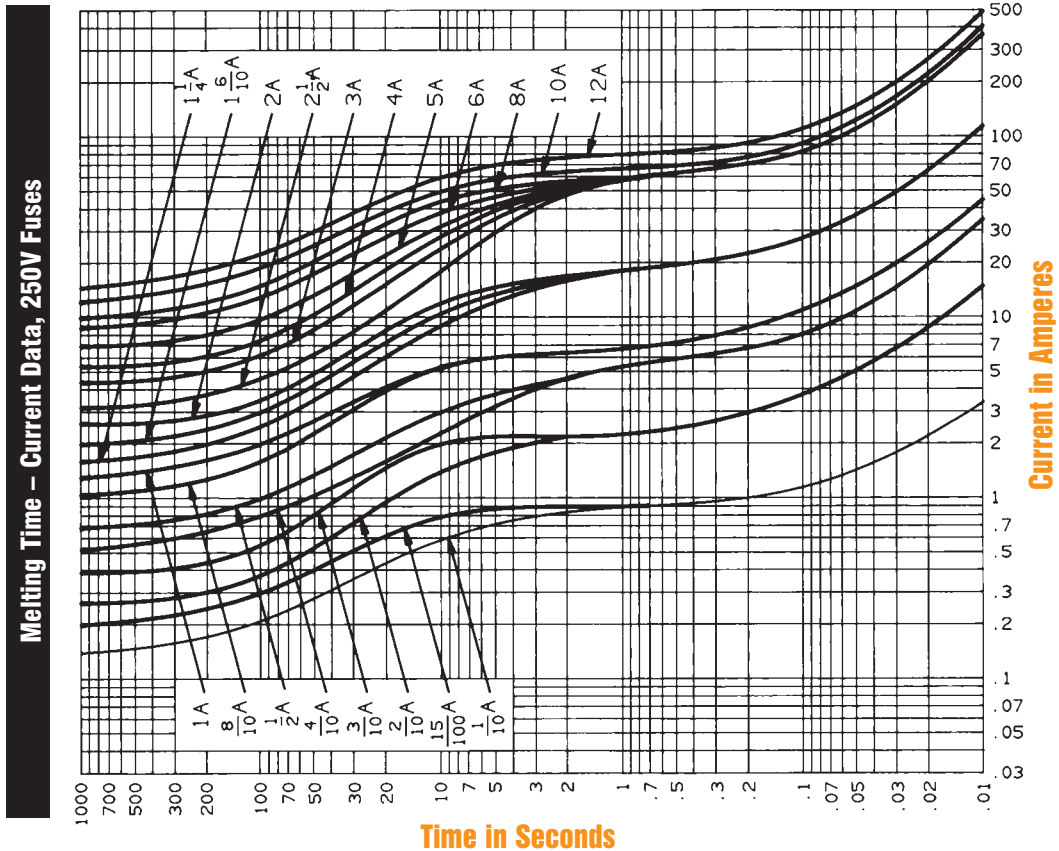
TIME DELAY/CLASS RK5 FUSES

TR & TRS

TR15 TO 600



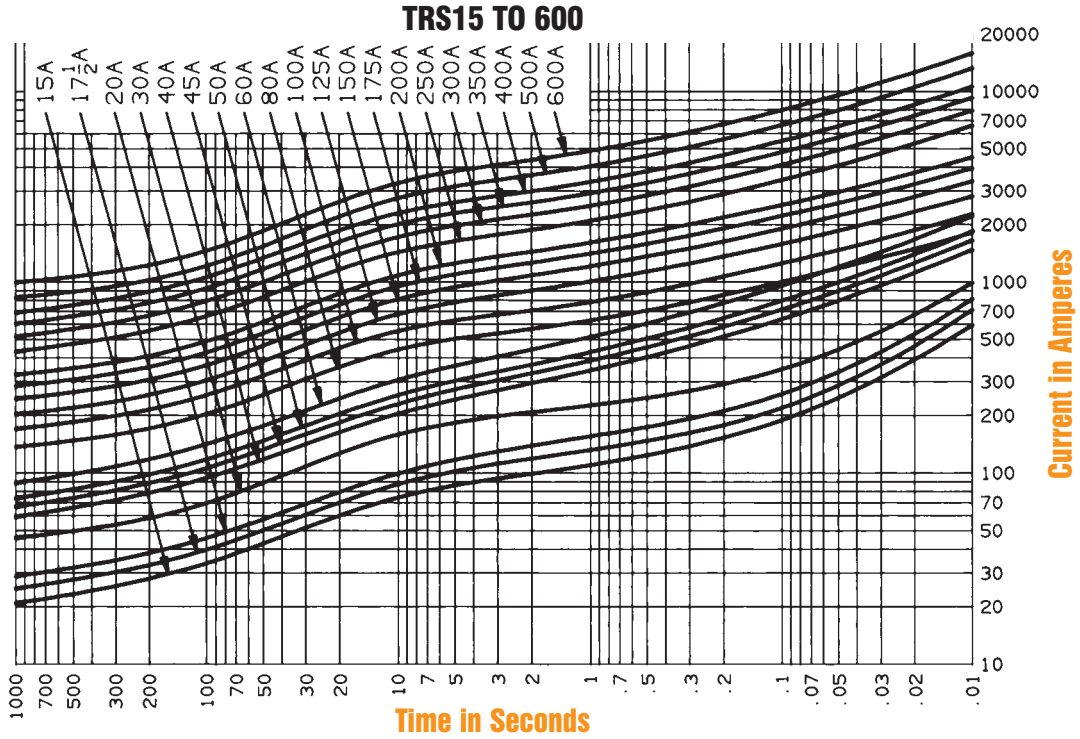
TR1/10 TO 12



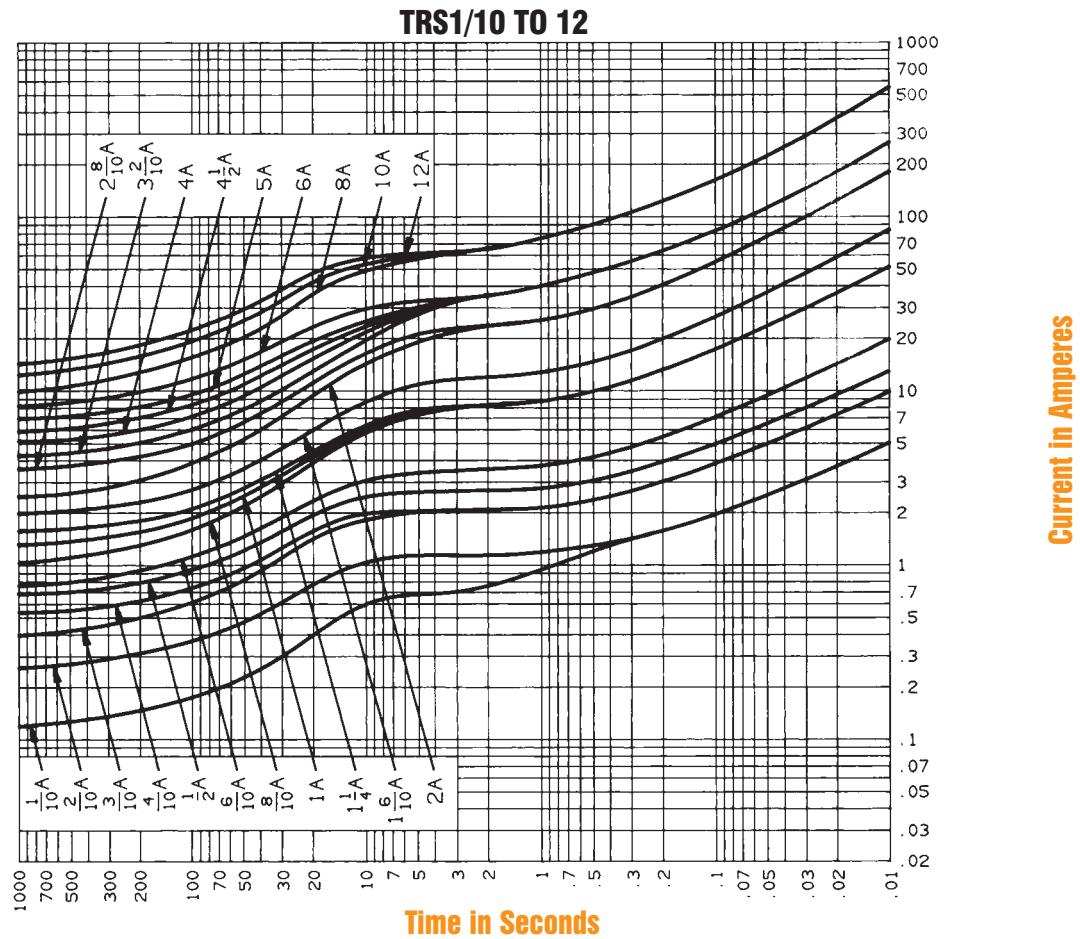
TIME DELAY/CLASS RK5 FUSES

TR & TRS

Melting Time – Current Data, 600V Fuses



Melting Time – Current Data, 600V Fuses

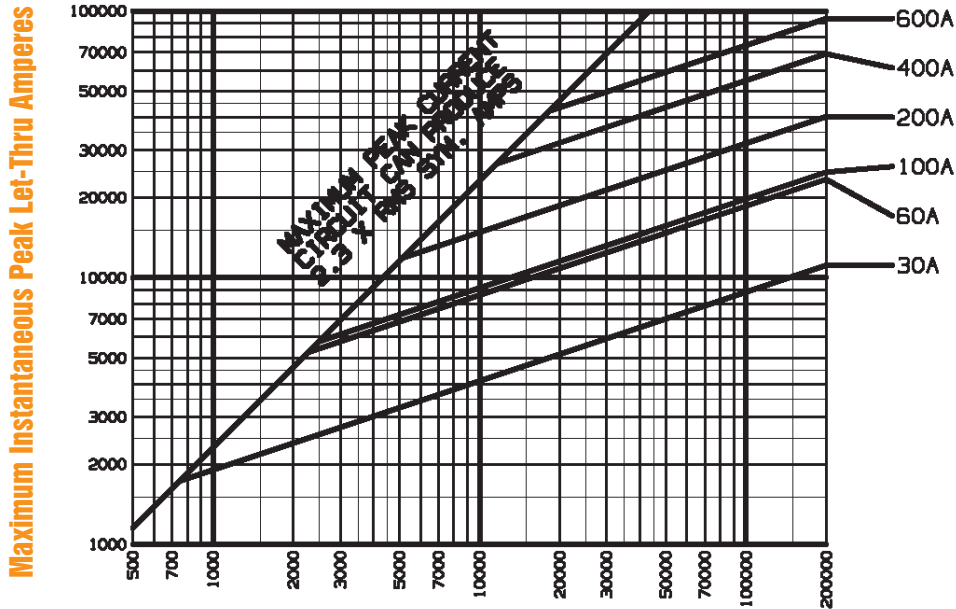


B

TIME DELAY/CLASS RK5 FUSES

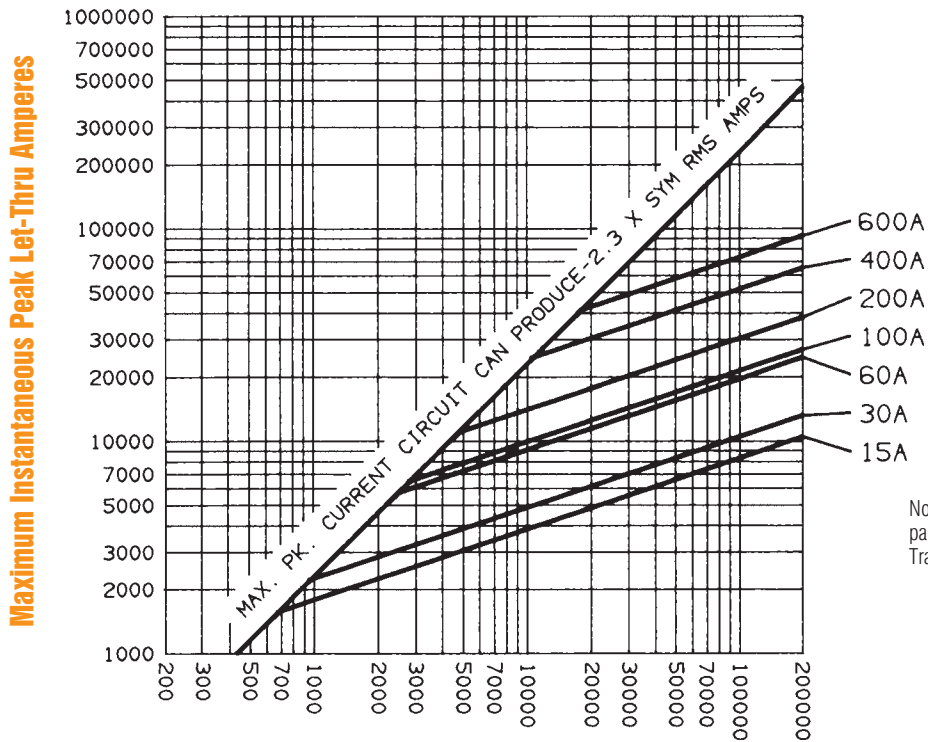
TR & TRS

Peak Let-Thru Current Data – TR30 to 600, 250 Volts AC



Available Current in RMS Symmetrical Amperes

Peak Let-Thru Current Data – TRS15 to 600, 600 Volts AC



Note: See Application Information page L9 for All Motor and Transformer Tables.