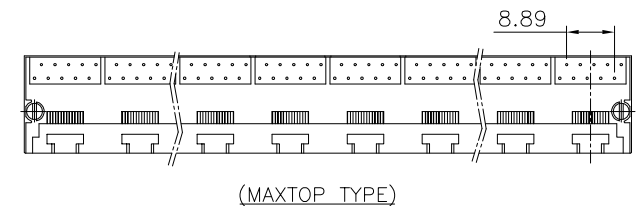
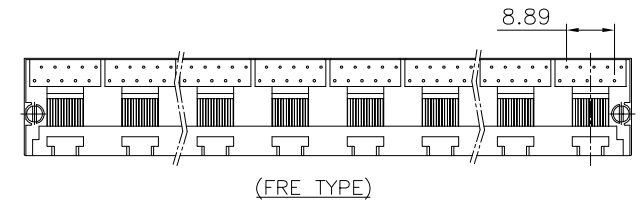
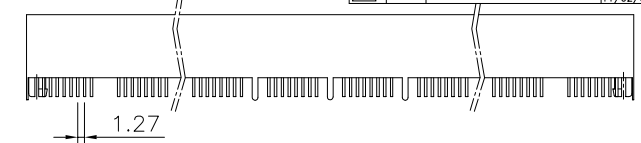
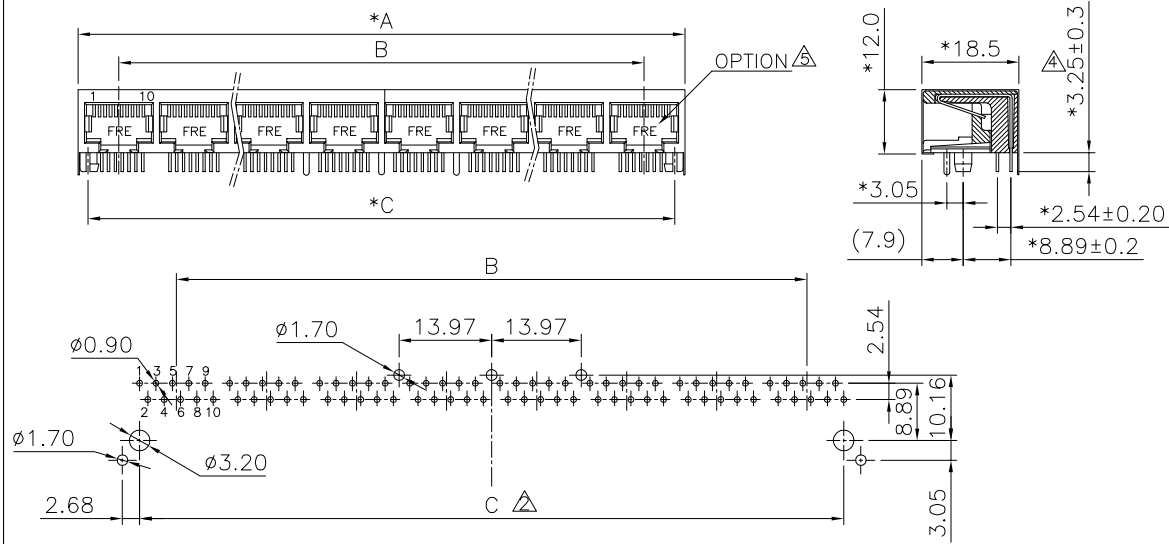


ADD PART NO		SUNLL 12/04/04	REVISION RECORD				
△	ADD PART NO	WYJ 05/14/05	REV	ECO	DESCRIPTION	DRFT	CHKD
△			1		DRAWING MODIFY	GH 1/8/2002	
△			2		DRAWING MODIFY	GH 12/26/02	
△			3		DRAWING MODIFY	SAMMY 03/12/03	
△			4		DESIGN MODIFY	Symge 6/04/2003	
△			5		ADD PART NO	Among 11/02/04	



PC Board Layout Component Side Shown

NOTES:

ELECTRICAL:

- VOLTAGE RATING : 125 VAC RMS.
- CURRENT RATING : 1.5 AMP.
- CONTACT RESISTANCE : 45 MILLIOHMS MAX.
- INSULATION RESISTANCE: 1000 MEGOHMS MIN @ 500 VDC.
- DIELECTRIC STRENGTH : 1000 VAC RMS 60Hz, 1MIN.

MECHANICAL:

- HOUSING MATERIAL : GLASS FILLED POLYESTER UL94V-0.
- CONTACT MATERIAL : PHOSPHOR BRONZE ϕ 0.46mm.
OR PHOSPHOR BRONZE t=0.35mm
- PLATING : GOLD PLATING OVER NICKEL.
- OPERATING LIFE : 750 CYCLES MIN.
- PCB RETENTION PRE-SOLDER : 1 LB MIN.
- PCB RETENTION POST-SOLDER: 10 LBS MIN.

ENVIRONMENTAL:

- STORAGE : -40°C TO +85°C.
 - OPERATION: 0°C TO 70°C.
- MATES WITH MODULAR PLUG CONFORMING TO FCC PART 68, SUBPART F.

PART NUMBER: E560X-XXX0XX

- 4- 4 CONTACTS
- 8- 8 CONTACTS
- 1-10 CONTACTS
- 1- 3u" 2- 6u"
- 3-15u" 4-30u" 5-50u" 6-Pd 20u"
- F-Gold Flash
- 6-ROUND PIN ϕ 0.46mm(FRE TYPE)
- Q-ROUND PIN ϕ 0.46mm(MAXTOP TYPE)
- 8-FLAT PIN t=0.35mm(FRE TYPE)
- R-FLAT PIN t=0.35mm(MAXTOP TYPE)
- No. of Port : A-2 PORTS
- C-4 PROTS
- E-6 PORTS
- G-8 PORTS
- D-5 PORTS
- Type of Shield E-FRONT PEG 3.05
- F-FRONT PEG 3.05,W/ 3 GROUNDING TABS
- G-FRONT PEG 3.05,W/ 5 GROUNDING TABS

- 0- TIN W/FRE LOGO
- 2- NICKEL W/O FRE LOGO
- 3- TIN W/O FRE LOGO
- 4- NICKEL W/FRE LOGO

△ △	PORTS	DIM "A" ± 0.10 ± 0.20	DIM "B" ± 0.20	DIM "C" ± 0.15
	2	31.24	13.97	25.40
	4	59.18	41.91	53.34
	6	87.12	69.85	81.28
	8	115.06	97.79	109.22
△	5	73.15	55.88	67.31

DETACHED LISTS	MM (INCH)		DFTO SHINE		DATE 10/28/97		FULL RISE ELECTRONIC CO., LTD	
	TOLERANCES EXCEPT AS NOTED		CHKD	DATE				
	MM	±	MFO	DATE			TITLE 11.5 SIDE ENTRY PCB GANG JACK 10P	
	.0 ±0.2	±	APPLV XLF	DATE 05/14/05				
.00 ±0.15	±	MATERIAL :		DRAWING NO. GE563060		SIZE	REV	
.000 ±0.075	±	ANGLES ± 0.5		/PART NO. SEE NOTE		A3	7	
THIRD ANGLE PROJECTION		SCALE : 1.25 : 1		DO NOT SCALE DRAWING		SHEET OF		