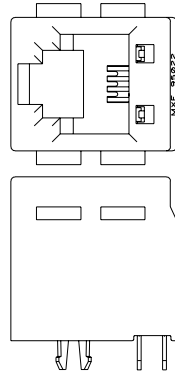
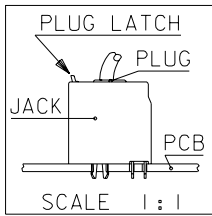
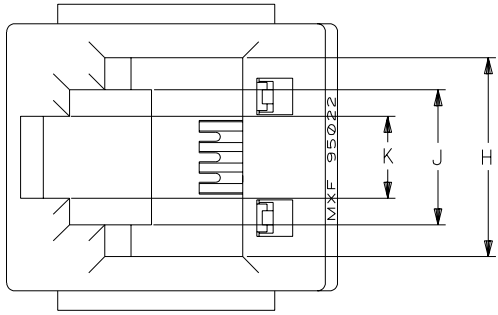
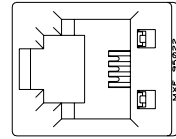


PART NO. SEE CHART SHT 2
 DWG. NO. SDA-95022



VERSION WITH SPLIT RIBS



VERSION WITHOUT RIBS

NOTES :

1- MATERIAL:

-HOUSING: POLYESTER FIBER GLASS FILED 94-V-0
 COLOR BLACK.

-TERMINAL: PHOSPHOR BRONZE.

FINISH 1

POST PLATE (0.00076)/.000030 MIN. GOLD IN CONTACT AREA (0.00190)/.000075 MIN. (90/10)
 TIN/LEAD IN TAIL AREA BOTH OVER (0.00127)/.000050 MIN. NICKEL OVERALL.

FINISH 2

SAME AS FINISH 1 EXCEPT POST PLATE (0.00127-0.00152)/.000050-.000060 GOLD IN CONTACT AREA .

FINISH 3

SAME AS FINISH 1 EXCEPT POST PLATE (0.00038)/.000015 GOLD IN CONTACT AREA .

2- PC BOARD THICKNESS : (1.57) / .062 .

3- JACK FOR MATING WITH F.C.C. 68 PLUGS 90075 MOLEX SERIES .

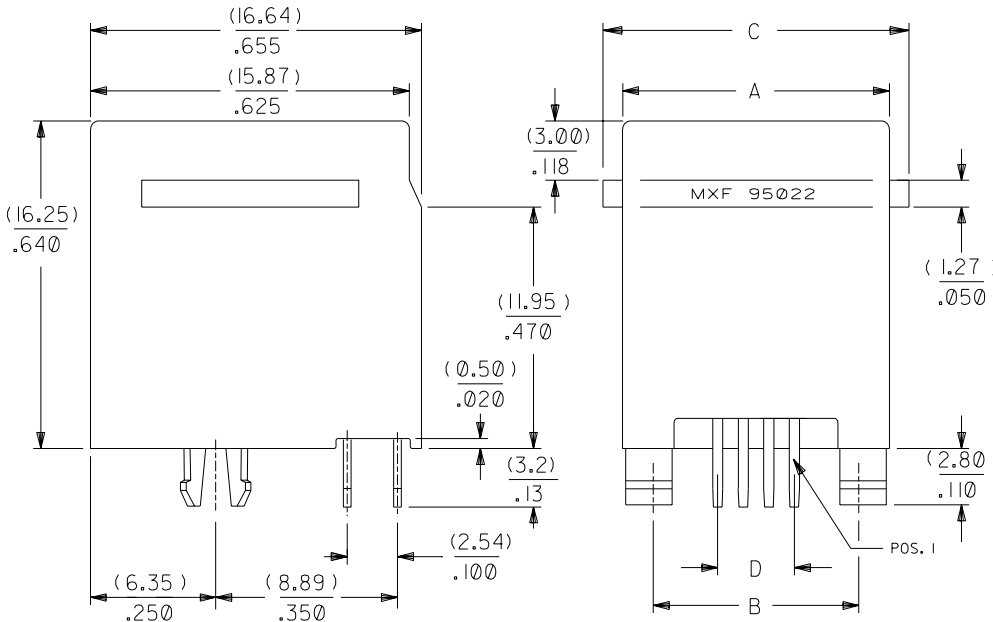
4- PRODUCT SPECIFICATION PS-95003.

5- APPLICATION SPECIFICATION AS-95001.

6- PACKAGING SPECIFICATION PK-95022. (TRAY PACKAGING)
 PK-96801. (TUBE PACKAGING)

7- FOR ILLUSTRATION PURPOSES A 4 CIRCUIT IS SHOWN.

8- PACKAGING SPECIFICATION RPK-95022-001 (TUBE PACKAGING).



THIRD ANGLE PROJECTION

REVISE ONLY ON CAD SYSTEM

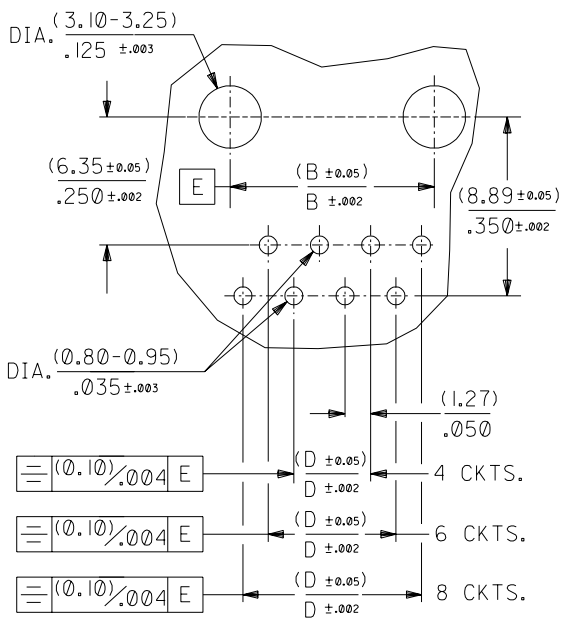
N	MC2003-0198 RK 02/11/04
M	ECN 2382 ER 91/01/21
L	ECN 2136 FB 96/04/25
K	ECN 2050 FB 96/01/23
J	ECN F40362 CB 94/01/05
H	ECN F30323 CB 93/06/22
G	ECN F30312 GP 93/04/27
F	ECN F30251 GP 92/07/10
E	ECN F10177 GP 91/10/11
D	ECN F00089 NR 90/12/13
C	ECN F00049 JMC 90/03/09
B	ECN F90021 DP 89/10/04
A	ECO MF 064 DP 28/11/88
I	ERO MF 062 DP 23/02/88
LTR	REVISIONS

UNLESS OTHERWISE SPECIFIED TOLERANCES: ANGULAR ±2°	DRWG BY: DP	SIGN
INCH METRIC	CHK'D BY: FB	SIGN
3 PLACE ± .010 ±	APP'D BY: JB	SIGN
2 PLACE ± .014 ± 0.25	SCALE: 4 : 1	
1 PLACE ± ± 0.35		
DRAFT WHERE APPLICABLE MUST REMAIN WITHIN DIMENSIONS		
DESIGN DIMENSION <input checked="" type="checkbox"/> MM <input type="checkbox"/> IN.		
EQUIVALENT DIMENSION <input type="checkbox"/> MM <input checked="" type="checkbox"/> IN.		
IF TWO DIMENSIONS ARE SHOWN THE UPPER IS THE DESIGN DIMENSION, LOWER IS SECONDARY		

CADCAM PROJECT NAME	THIS DRAWING CONTAINS INFORMATION THAT IS PROPRIETARY TO MOLEX INC. & SHOULD NOT BE USED WITHOUT WRITTEN PERMISSION	
TITLE	HIGH PROFILE TOP ENTRY JACK	
SHEET NO. DATE	1 OF 4 19/02/88	
PART NO.	DWG NO.	SIZE
SEE CHART SHT 2	SDA-95022	B

4	M
3	M
2	N
1	N
SH.	REV.

PART NO. SEE CHART
 DWG. NO. SDA-95022



ROUTING HOLE PATTERNS
 (SEE FROM COMPONENT SIDE)

PART NUMBERS FOR JACK WITH RIBS													
TYPE PLAT'G	PACKA- GING	POS. 4	TOOLED	POS. 6	TOOLED	POS. 6	TOOLED	POS. 8	TOOLED	POS. 8	TOOLED	POS. 8	TOOLED
		4 CKTS.		4 CKTS.		6 CKTS.		4 CKTS.		6 CKTS.		8 CKTS.	
FINISH 1	TRAY	95022-1447	X	95022-1647	X	95022-1667	X	95022-1847		95022-1867		95022-1887	X
	TUBE	95022-1407	X	95022-1607	X	95022-1617	X	95022-1807		95022-1817		95022-1827	X
FINISH 2	TRAY	95022-2447	X	95022-2647	X	95022-2667	X	95022-2847		95022-2867		95022-2887	X
	TUBE	95022-2407	X	95022-2607	X	95022-2617	X	95022-2807	SEE NOTE 8 SH.1	95022-2817		95022-2827	X
FINISH 3	TRAY	95022-3447		95022-3647		95022-3667		95022-3847		95022-3867		95022-3887	
	TUBE	95022-3407		95022-3607		95022-3617		95022-3807		95022-3817		95022-3827	

PART NUMBERS FOR JACK WITHOUT RIB													
TYPE PLAT'G	PACKA- GING	POS. 4	TOOLED	POS. 6	TOOLED	POS. 6	TOOLED	POS. 8	TOOLED	POS. 8	TOOLED	POS. 8	TOOLED
		4 CKTS.		4 CKTS.		6 CKTS.		4 CKTS.		6 CKTS.		8 CKTS.	
FINISH 1	TRAY	95022-1441	X	95022-1641	X	95022-1661	X	95022-1841		95022-1861		95022-1881	
	TUBE	95022-1401	X	95022-1601	X	95022-1611	X	95022-1801		95022-1811		95022-1821	
FINISH 2	TRAY	95022-2441	X	95022-2641	X	95022-2661	X	95022-2841		95022-2861		95022-2881	
	TUBE	95022-2401	X	95022-2601	X	95022-2611	X	95022-2801		95022-2811		95022-2821	
FINISH 3	TRAY	95022-3441		95022-3641		95022-3661		95022-3841		95022-3861		95022-3881	
	TUBE	95022-3401		95022-3601		95022-3611		95022-3801		95022-3811		95022-3821	

PART NUMBERS FOR JACK WITH SPLIT RIB													
TYPE PLAT'G	PACKA- GING	POS. 4	TOOLED	POS. 6	TOOLED	POS. 6	TOOLED	POS. 8	TOOLED	POS. 8	TOOLED	POS. 8	TOOLED
		4 CKTS.		4 CKTS.		6 CKTS.		4 CKTS.		6 CKTS.		8 CKTS.	
FINISH 1	TUBE	95022-1449	X	95022-1649		95022-1669	X	95022-1849		95022-1869		95022-1889	
FINISH 2	TUBE	95022-2449	X	95022-2649		95022-2669	X	95022-2849		95022-2869		95022-2889	
FINISH 3	TUBE	95022-3449		95022-3649		95022-3669		95022-3849		95022-3869		95022-3889	

DIM.	TYPE	POS. 4	POS. 6		POS. 8		
		4 CKTS.	4 CKTS.	6 CKTS.	4 CKTS.	6 CKTS.	8 CKTS.
A		(11.18) / .440	(13.21) / .520	(13.21) / .520	(15.24) / .600	(15.24) / .600	(15.24) / .600
B		(7.62) / .300	(10.16) / .400	(10.16) / .400	(11.43) / .450	(11.43) / .450	(11.43) / .450
C	(WITH RIBS)	(14.00) / .551	(16.00) / .630	(16.00) / .630	(18.00) / .709	(18.00) / .709	(18.00) / .709
	(WITH SPLIT RIBS)	(14.00) / .551	(16.00) / .630	(16.00) / .630	(18.00) / .709	(18.00) / .709	(18.00) / .709
D		(3.81) / .150	(3.81) / .150	(6.35) / .250	(3.81) / .150	(6.35) / .250	(8.89) / .350
H		(7.82) / .308	(9.88) / .389	(9.88) / .389	(11.94) / .470	(11.94) / .470	(11.94) / .470
J		(5.64) / .222	(6.70) / .264	(6.70) / .264	(6.30) / .248	(6.30) / .248	(6.30) / .248
K		(3.07) / .121	(4.06) / .160	(4.06) / .160	(4.06) / .160	(4.06) / .160	(4.06) / .160

MC2003-0198 RK 02/11/04 ECN 2382 ER 97/01/21 ECN 2136 FB 96/04/25 ECN F40362 CB 94/01/05 ECN F30323 CB 93/06/22 ECN F30312 CP 93/04/27 ECN F30251 CP 92/07/10 ECN F00049 JFC 90/03/09	REVISIONS FOR PREVIOUS REVISIONS SEE PART LIST	THIRD ANGLE PROJECTION		REVISE ONLY ON CAD SYSTEM		SH.	REV.	
		UNLESS OTHERWISE SPECIFIED TOLERANCES: ANGULAR ±2° INCH METRIC	DRWG BY DP	SIGN	CAD/CAM PROJECT NAME		THIS DRAWING CONTAINS INFORMATION THAT IS PROPRIETARY TO MOLEX INC. & SHOULD NOT BE USED WITHOUT WRITTEN PERMISSION	
		3 PLACE ± .010 ± 2 PLACE ± .014 ± 0.25 1 PLACE ± ± 0.35	CHK'D BY FB	SIGN	TITLE HIGH PROFILE TOP ENTRY JACK		SHEET NO. DATE 2 OF 4 90/03/09	
		DRAFT WHERE APPLICABLE MUST REMAIN WITHIN DIMENSIONS	APP'D BY JB	SIGN	SCALE 4:1		PART NO. SEE CHART	DWG NO. SDA-95022