



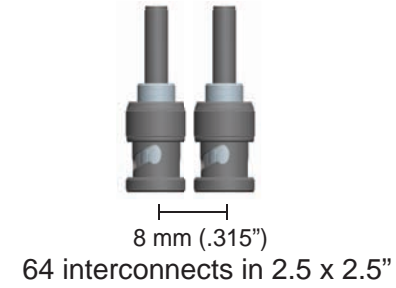
High Density BNC Connectors

Spacing

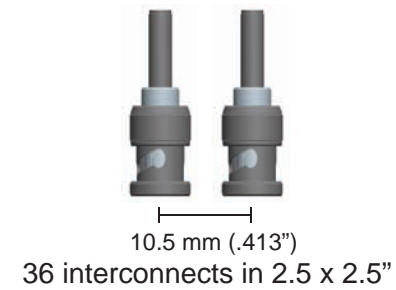
HD BNC



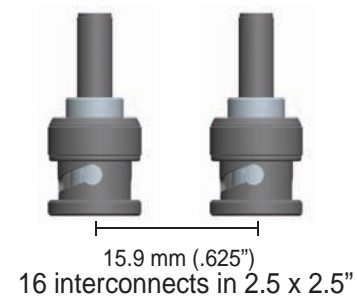

High Density Cable



Standard Cable



Standard BNC



www.AmphenolRF.com

HDBNC

High Density BNC Connectors

**SMPTE
Compliant**

Amphenol® RF
Global RF Solutions

Amphenol RF's HDBNC - bringing higher density connectivity to a higher definition world.

Amphenol RF, the inventor of the BNC, introduces the High Density BNC family of connectors. HD BNC delivers true 75 ohm performance in a footprint 51% smaller than traditional BNC connectors, allowing four times the density. Engineered to enhance electrical and mechanical performance, the HD BNC connector features the trusted, push and turn interface of a traditional BNC, providing tactile feedback and a positive lock for quick and guaranteed mating. Using the same cable prep and termination specifications of legacy broadcast connectors makes adopting HD BNC seamless.

Features and Benefits

- **High Density Solution** - Allows four times as many interconnects as the BNC.
51% smaller than the BNC
39% smaller than the Mini-BNC
- **Bayonet Coupling** - Provides a positive lock and allows for quick and easy connect and disconnect.
- **True 75 Ohm Impedance** - Higher performance, unmatched reliability.
- **Fits traditional Broadcast Cables** - Belden 1694 & 1855
Image 360

Applications



Broadcast
Digital Video – HDTV
Telco Central Office
Instrumentation
DS3/DS4

Custom Cable Assemblies
Network Routing & Switching
Military/Aerospace
Medical Equipment
Satellite Headends



Specifications

Electrical

Impedance	75 Ω
Frequency Range	0-6 GHz
Voltage Rating	170 VRMS
Dielectric Withstanding Voltage	500 volts
Return Loss	30 dB @ 3 GHz
Contact Resistance	Center contact: 5 m Ω Outer contact: 2.5 m Ω
Insulation Resistance	10,000 M Ω minimum
Date Rate	3 Gbps or higher

Mechanical

Mating	Bayonet Positive Locking
Braid/Jacket Cable Affixment	Hex crimp
Center Conductor Cable Affixment	Solder / Crimp
Contact Captivation	All types unless noted otherwise
Connector Durability	500 mating cycles minimum

Material

Male Contact	Brass, AmorPHous (gold) Plating
Female Contact	Beryllium copper, AmorPHous (gold) Plating
Outer Contacts	Beryllium copper, Nickel Plating
Bodies and Hardware	Brass, Nickel Plating

Meets SMPTE 292M & 424M standards



HD BNC Connectors are
SMPTE Compliant

HDBNC

Amphenol[®] RF

Global RF Solutions

www.AmphenolRF.com

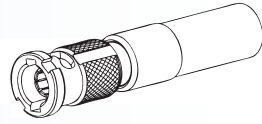
Global Headquarters
4 Old Newtown Rd
Danbury, CT 06810 USA
Tel: (800) 627-7100
Fax: (203) 796-2032

P.R. China, Amphenol RF Shenzhen
Block DM2, Tong Wei Industrial District
Industry General Co.
Gong Mong Town, Bao An District
Shenzhen 518132, P.R. China

HD-BNC Part Numbers

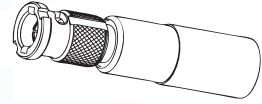
Plugs for High Density Cable

034-1033	Plug for Times Fiber 210HDTV
034-1026	Plug for Belden® 1855A
034-1037	Plug for Belden® 1855ENH, Image 360



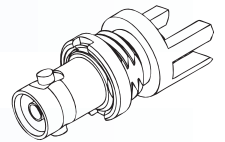
Plugs for Standard Cable

034-1027	Plug for Belden® 1695A
034-1017-300	Plug for Belden® 1694A, Image 1000
034-1025	Plug for Belden® 1505A, Image 720



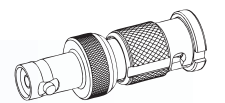
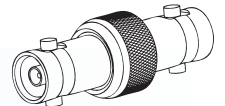
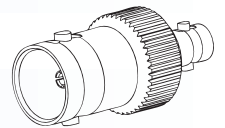
PCB Connectors

034-1021	Vertical Jack
034-1018	Edge Launch
034-1030	Right Angle



Adapters

APH-BNCJ-HDBNCP	BNC Jack to HD-BNC Plug
APH-BNCJ-HDBNCJ	BNC Jack to HD-BNC Jack
APH-BNCP-HDBNCP	BNC Plug to HD-BNC Plug
APH-BNCP-HDBNCJ	BNC Plug to HD-BNC Jack
APH-HBNCP-J	HD-BNC Plug to HD-BNC Jack
APH-HBNCJ-J	HD-BNC Jack to HD-BNC Jack
APH-HDBNCJ-T	HD-BNC Jack Termination
APH-HDBNCP-T	HD-BNC Plug Termination
APH-HDJ-JISO	Panel HD-BNC Jack to HD-BNC Jack , Isolated Adapter
APH-HDJ-BNCJ	Panel HD-BNC Jack to BNC Jack , Isolated Adapter
APH-HDJ-1023J	Panel HD-BNC Jack to 1.0/2.3 Jack , Isolated Adapter
034-1023	HD-BNC TEE Adapter, Jack (3)



Assembly Tools

227-1490	Spanner Nut Tool
227-T2000	Mating Tool, #1
APH-HDBNC-EVAL	Evaluation Kit