



MTSW-118-08-G-D-200-RA



MTSW-125-24-L-T-225

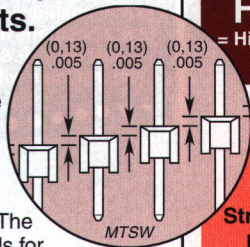


# MODIFIED .025"sq TERMINAL

**Mates with:**  
SSW, SSQ, ESW, ESQ,  
BCS, BSW, IDSS, IDSD,  
CES, SLW, HLE

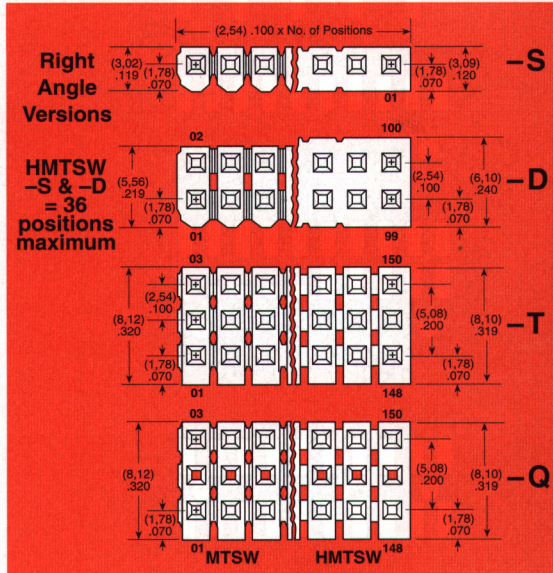
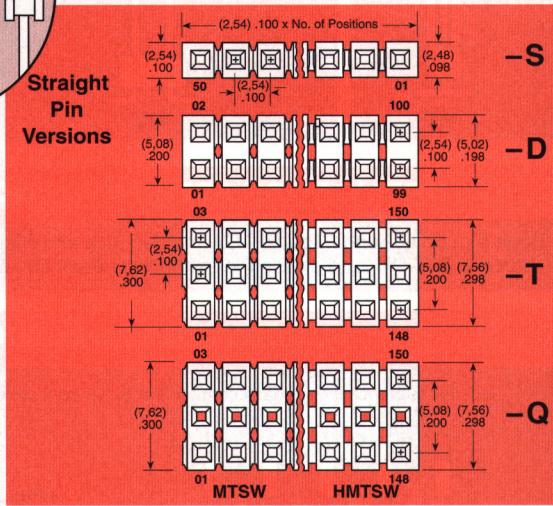
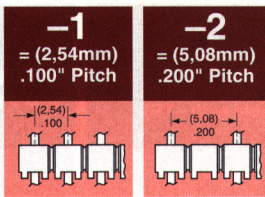
**Modified .025" strips permit custom post heights.**

Samtec's MTSW offers the greatest product flexibility in the industry. The "M" stands for Modified. You tell us the post height you need and we'll deliver it.



TYPE STRIP	PIN PITCH	NO. PINS PER ROW	LEAD STYLE
------------	-----------	------------------	------------

<b>MTSW</b> = Modified Strip	<b>-1</b> = (2,54mm) .100" Pitch	<b>-2</b> = (5,08mm) .200" Pitch
---------------------------------	--	--



**SPECIFY "LEAD STYLE" FROM CHART**

LEAD STYLE	OAL
-06	(7,62) .300
-07	(10,92) .430
-08	(13,46) .530
-09	(18,54) .730
-10	(21,08) .830
-11	(23,62) .930
-12	(26,16) 1.030
-13	(31,24) 1.230
-21	(36,32) 1.430
-22	(16,00) .630
-23	(11,30) .445
-24	(12,19) .480
-27	(33,78) 1.330
-28	(28,70) 1.130

**SPECIFICATIONS**

For complete specifications see [www.samtec.com?MTSW](http://www.samtec.com?MTSW)

**MTSW**  
Insulator Material: Black Glass Filled Polyester  
Terminal Material: Phosphor Bronze  
Current Rating: 3 amp continuous  
Operating Temp Range: -65°C to +125°C with Gold  
-65°C to +105°C with Tin  
Plating: Au or Sn over 50µ" (1,27µm) Ni



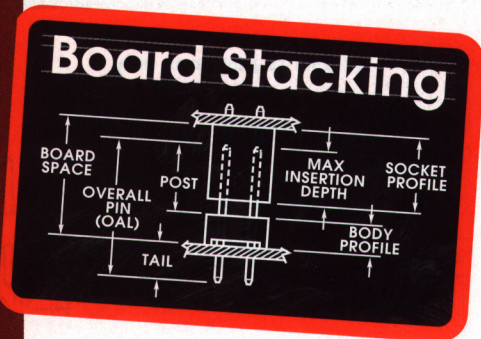
**SPECIFICATIONS**

For complete specifications see [www.samtec.com?HMTSW](http://www.samtec.com?HMTSW)

**HMTSW**  
Same as MTSW except:  
Insulator Material: Natural Liquid Crystal Polymer  
Max Processing Temp: 230°C for 60 seconds




**Note:**  
These Series are non-standard, non-returnable.




Due to technical progress, all designs, specifications and components are subject to change without notice.

[WWW.SAMTEC.COM](http://WWW.SAMTEC.COM)






MTSW-110-27-G-D-990



MTSW-112-12-G-Q-730-RA



MTSW-125-07-T-S-100

# STRIPS MTSW & HMTSW SERIES

## PLATING OPTION

### -G

=10µ" (0,25µm) Gold on contact area,  
Gold flash on balance

### -L

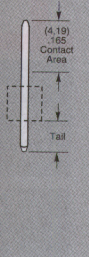
=10µ" (0,25µm) Gold on contact area,  
Tin on tail

### -S

=30µ" (0,76µm) Gold on contact area,  
Tin on tail

### -T

Tin



## ROW OPTION

### -S

= Single

### -D

= Double

### -T

= Triple

### -Q

= Double Row  
.200" (5,08mm)  
row space

## POST HEIGHT

## OTHER OPTION

## POLARIZED OPTION

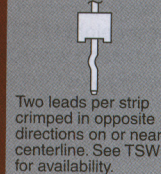
### -“XXX”

= Polarized  
(Specify “XXX” as  
position number)

-RA or -RE = Right Angle

### -LL

= Locking Lead  
(N/A with -RE  
N/A in single row 1 or 2  
positions. Available on  
tails from (2,29) .090" to  
(10,16) .400" only)



-LA = -RA Option with -LL Option  
(Maximum “C” = (13,46) .530



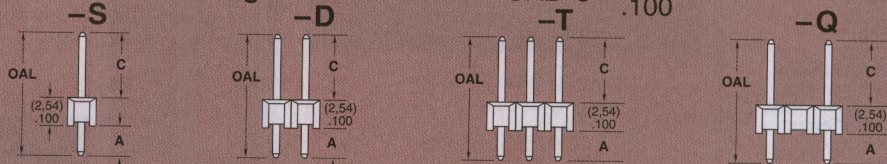
-“XXXX” = “C” Dimension (Specify post height in INCHES - .005" (0,13mm) increments)

FOR A = (2,29) .090

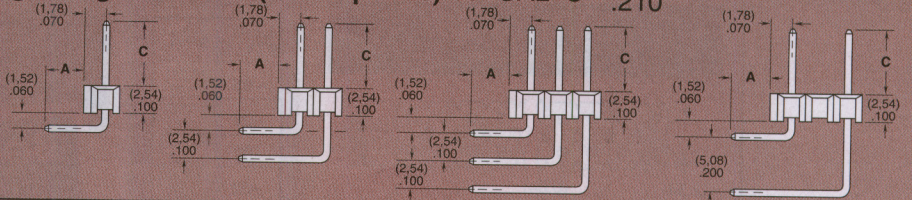
LEAD STYLE	OAL	C MAXIMUM STRAIGHT	C MAXIMUM w/RA	C MAXIMUM w/RE
-06	(7,62) .300	(2,79) .110	N/A	N/A
-07	(10,92) .430	(6,10) .240	(3,30) .130	N/A
-08	(13,46) .530	(8,64) .340	(5,84) .230	(3,30) .130
-09	(18,54) .730	(13,72) .540	(10,92) .430	(8,38) .330
-10	(21,08) .830	(16,26) .640	(13,46) .530	(10,92) .430
-11	(23,62) .930	(18,80) .740	(16,00) .630	(13,46) .530
-12	(26,16) 1.030	(21,34) .840	(18,54) .730	(16,00) .630
* -13	(31,24) 1.230	(26,42) 1.040	(23,62) .930	(21,08) .830
* -21	(36,32) 1.430	(31,50) 1.240	(28,70) 1.130	(26,16) 1.030
* -22	(16,00) .630	(11,18) .440	(8,38) .330	(5,84) .230
* -23	(11,30) .445	(6,48) .255	(3,68) .145	N/A
* -24	(12,19) .480	(7,37) .290	(4,57) .180	N/A
* -27	(33,78) 1.330	(26,96) 1.140	(26,16) 1.030	(23,62) .930
* -28	(28,70) 1.130	(23,88) .940	(21,08) .830	(18,54) .730

\* Styles -21, -23, -24, -27  
not available with -D Right Angle  
Styles -13, -21, -23, -24, -27, -28  
not available with -T or -Q Right Angle

## Straight Pin Versions A = OAL - C - (2,54) .100

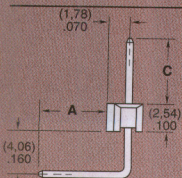


## Right Angle Versions (-RA Options) A = OAL - C - (5,33) .210



## Right Angle Versions (-RE Options) Single Row Only

A = OAL - C - (7,87) .310



Due to technical progress, all designs, specifications and components are subject to change without notice.

WWW.SAMTEC.COM