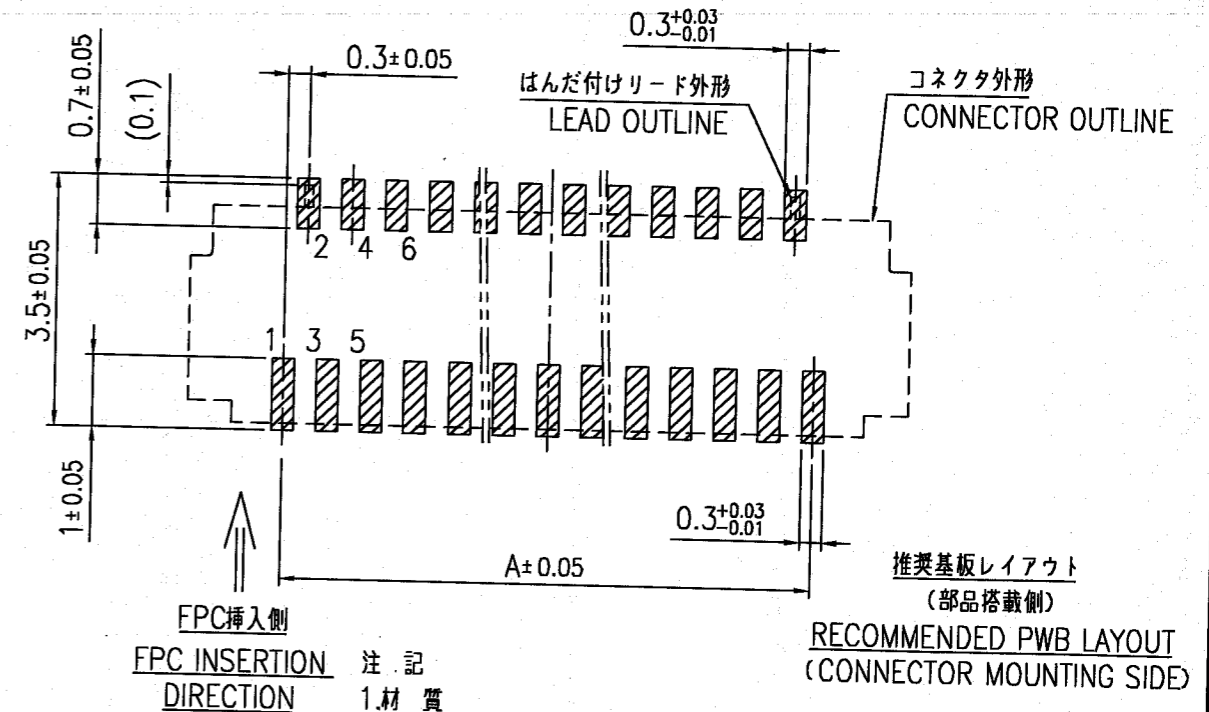
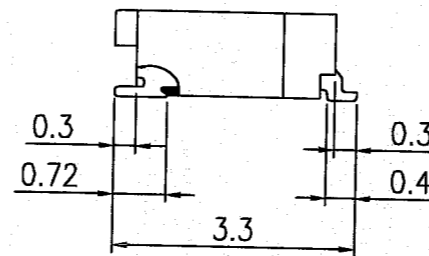
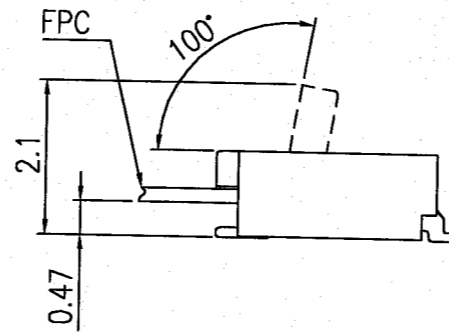
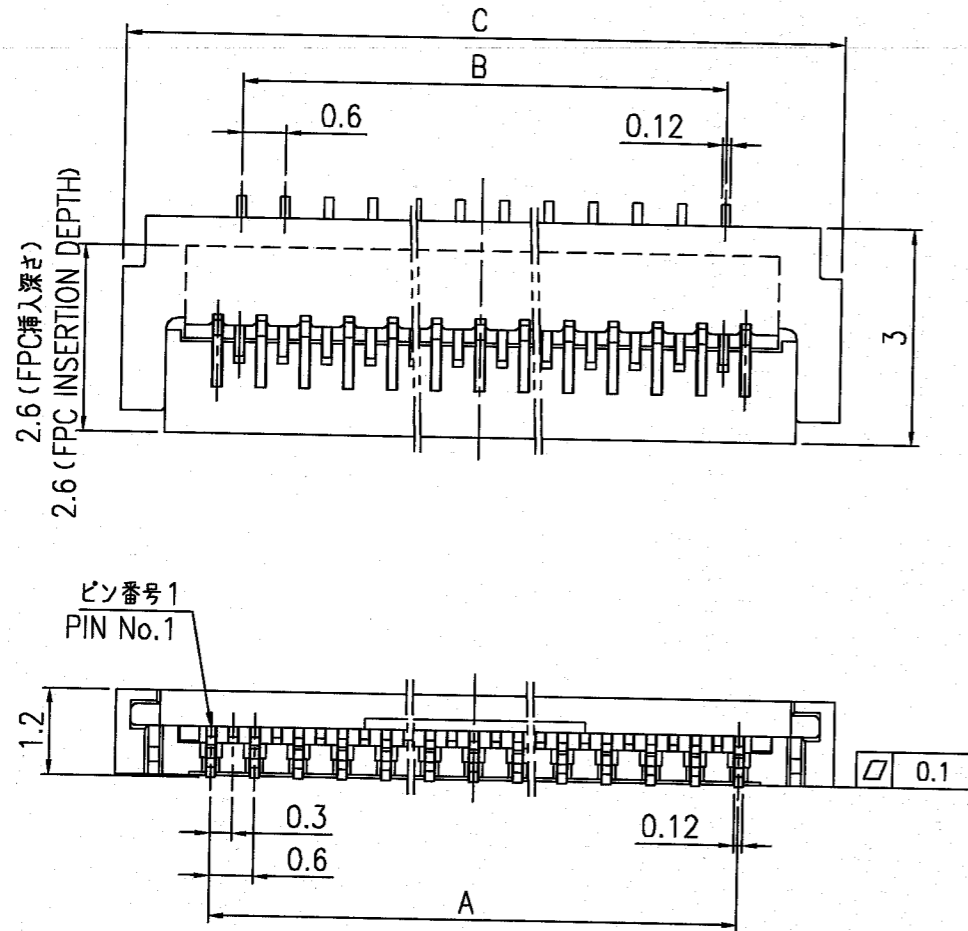


PRODUCT NO.

10013057-\_\_\_120

REVISIONS				
REV	DESCRIPTION	ECN	BY	DATE
A	RELEASED	J03-0290	HS	7/2/03
B	REVISED	J03-0308	HS	7/17/03
C	REVISED	J03-0372	HS	9/4/03
D	REVISED	J03-0372	HS	9/4/03
E	REVISED	J04-0229	YO	6/21/04
F	REVISED	J04-0312	YO	9/11/04
G	REVISED	J05-0139	SW	3/10/05



注記

1.材質

- 1)ハウジング: 耐熱性プラスチック,UL94V-0,色:白
- 2)アクチュエータ: 耐熱性プラスチック,UL94V-0,色:黒
- 3)コンタクト: 銅合金

2.表面処理: Ni 下地めっき

接触部・基板はんだ付け部 Au めっき

NOTE

1.MATERIAL

- 1)HOUSING: HEAT RESISTANT RESIN,UL94V-0,COLOR:WHITE
- 2)ACTUATOR: HEAT RESISTANT RESIN,UL94V-0,COLOR:BLACK
- 3)CONTACT: COPPER ALLOY

2.FINISH: Ni UNDER PLATING

TERMINAL AND SOLDER TAIL: Au PLATING

製品番号 PRODUCT NO	極数(n) NO OF PINS	A	B	C
10013057-17120	17	4.8	4.2	7.4
10013057-21120	21	6.0	5.4	8.6
10013057-25120	25	7.2	6.6	9.8
10013057-31120	31	9.0	8.4	11.6
10013057-35120	35	10.2	9.6	12.8
10013057-39120	39	11.4	10.8	14.0
10013057-45120	45	13.2	12.6	15.8

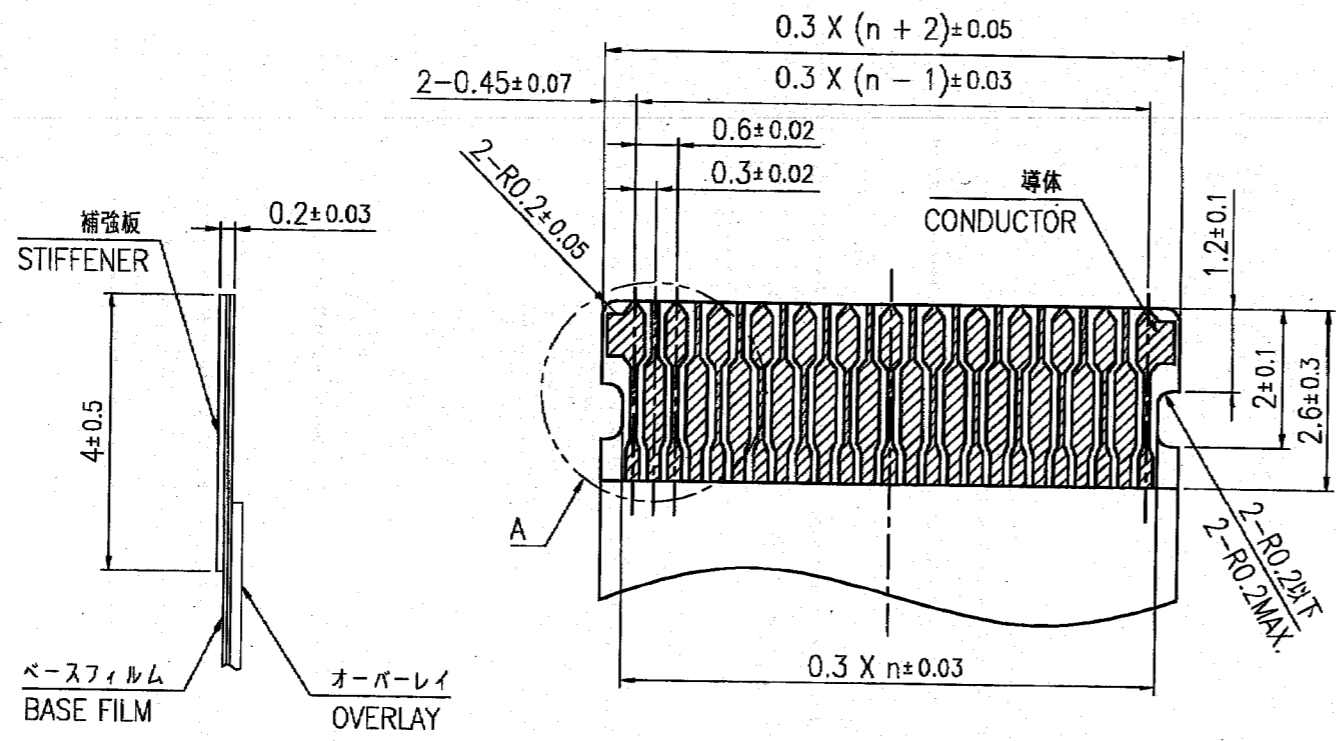
DO NOT SCALE PRINT  
DF-004A REV F

THIS INFORMATION IS CONFIDENTIAL AND IS DISCLOSED TO YOU ON CONDITION THAT NO FURTHER DISCLOSURE IS MADE BY YOU TO OTHER THAN FCI PERSONNEL WITHOUT WRITTEN AUTHORIZATION FROM FCI JAPAN K.K.

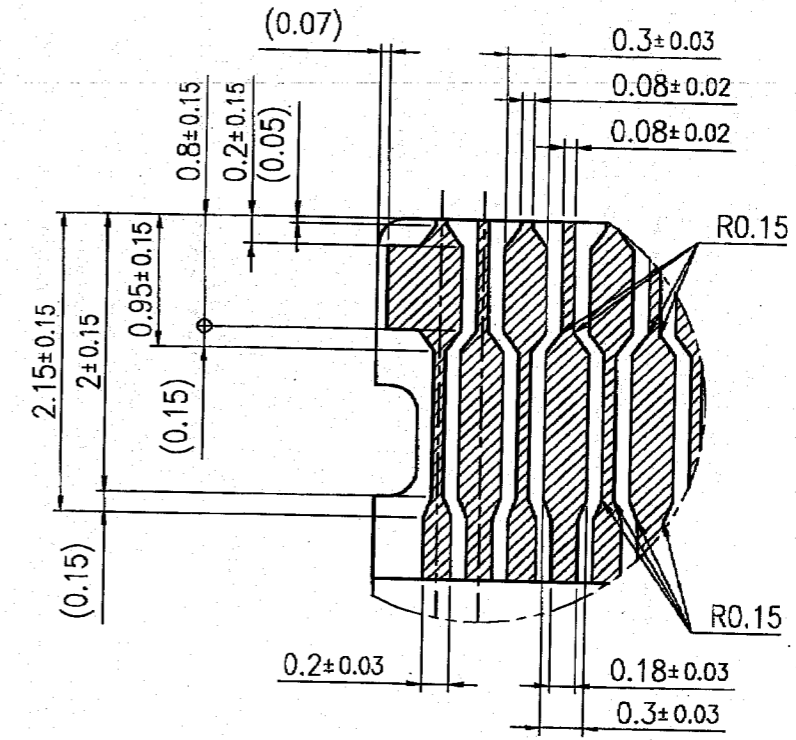
SHEET INDEX	ISSUE	G	B	G											
	SH NO.	1	2	3											
LINEAR	TOLERANCES UNLESS OTHERWISE SPECIFIED				MAT	DR	DATE	CUSTOMER COPY	TITLE						
	±0.1				SEE NOTE	S. Watanabe	3/10/05	FCI	SFYL ASS'Y						
ANGLES	±1°				FINISH	ENGR	DATE	THIRD ANGLE PROJ	PRODUCT FAMILY				CODE JP		
	±1°				SEE NOTE	S. Watanabe	3/10/05	58FF FLEX 0.3	SCALE	SIZE	DWG. NO.	REV	SHEET		
					APPD	S. Okada	3/10/05	UNIT	10/1	B	10013057	G	1 of 3		

PRODUCT NO.  
-

REVISIONS				
REV	DESCRIPTION	ECN	BY	DATE
A	RELEASED	J03-0290	HS	7/2/03
B	REVISED	J04-0312	YO	9/11/04



推奨FPC寸法  
RECOMENDED FPC



A部詳細  
(SCL:20/1)  
DETAIL A  
(SCL:20/1)

注記

- 1.材質
- 1)ベースフィルム: ポリイミド, 25 $\mu$ m.
  - 2)導体: 銅箔, 18 $\mu$ m.
  - 3)オーバーレイ: ポリイミド
  - 4)補強板: ポリイミド, 100 $\mu$ m.
- 2.表面処理: Ni 下地めっき, 4~12 $\mu$ m.  
Au, 0.05~0.15 $\mu$ m.
- 3.補強板の接着には、熱硬化接着剤を使用し、接着方式は熱圧着とする。

NOTES

1. MATERIAL
- 1) BASE FILM : POLYAMIDE, 25 $\mu$ m.
  - 2) CONDUCTOR : COPPER FOIL, 18 $\mu$ m.
  - 3) OVERLAY : POLYAMIDE
  - 4) STIFFENER : POLYAMIDE, 100 $\mu$ m.
2. FINISH : Ni BASE PLATING, 4~12 $\mu$ m.  
Au, 0.05~0.15 $\mu$ m.
3. ADHESIVE METHOD OF SUPPORTING TAPE SHALL BE HEAT CRIMPING METHOD, AND THERMOSETTING ADHESIVE MATERIAL SHALL BE USED.

DO NOT SCALE PRINT THIS INFORMATION IS CONFIDENTIAL AND IS DISCLOSED TO YOU ON CONDITION THAT NO FURTHER DISCLOSURE IS MADE BY YOU TO OTHER THAN FCI PERSONNEL WITHOUT WRITTEN AUTHORIZATION FROM FCI JAPAN K.K.

SHEET INDEX	ISSUE		MAT	DR	DATE	CUSTOMER COPY	TITLE
	SH NO.						
			SEE NOTE	<i>Y. Okuma</i>	9/11/04		SFYL FPC
				<i>Y. Okuma</i>	9/11/04		PRODUCT FAMILY
LINEAR		$\pm 0.1$	FINISH	<i>M. Hasegawa</i>	9/11/04	THIRD ANGLE PROJ	58FF FLEX 0.3
ANGLES		$\pm 1^\circ$	SEE NOTE	<i>H. Takahashi</i>	9/11/04	UNIT	SCALE
						MM	SIZE
						INCH	DWG. NO.
							10013057
							REV
							B
							SHEET
							2 of 3

**FCI**

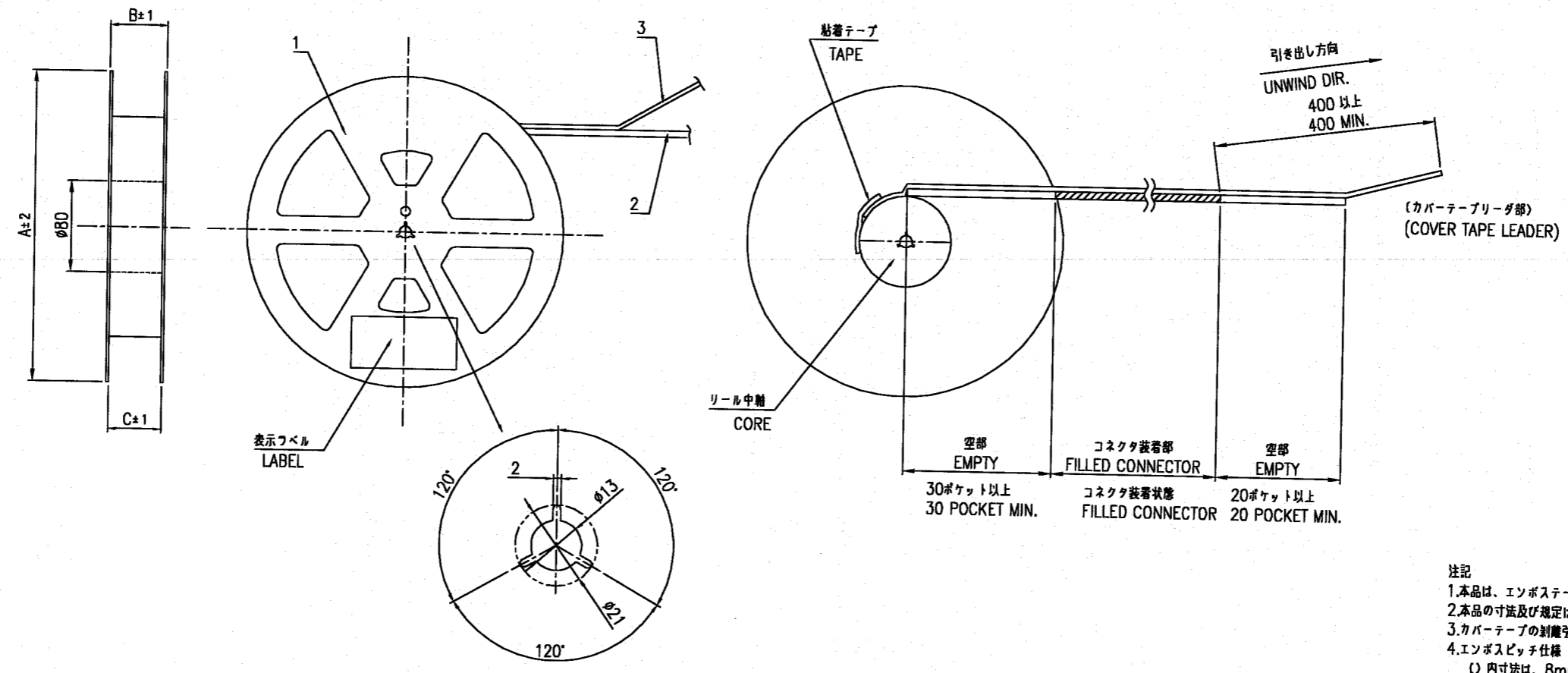
SFYL FPC

58FF FLEX 0.3

SCALE 10/1 SIZE B DWG. NO. 10013057 REV B SHEET 2 of 3

PRODUCT NO.  
10013057-\_\_120\_E

REVISIONS				
REV	DESCRIPTION	ECN	BY	DATE
A	RELEASED	J03-0290	HS	7/2/03
B	REVISED	J03-0308	HS	7/17/03
C	REVISED	J03-0372	HS	9/4/03
D	REVISED	J03-0372	HS	9/4/03
E	REVISED	J04-0229	YO	8/21/04
F	REVISED	J04-0312	YO	9/11/04
G	REVISED	J05-0139	SW	3/10/05



注記  
 1.本品は、エンボステープ梱包したものである。  
 2.本品の寸法及び規定は、JIS C 0806 (表面実装部品) に準ずる。  
 3.カバーテープの剥離強度は図1の通り測定し、毎分300mmの速度で0.1~1.3Nとする。  
 4.エンボスピッチ仕様  
 ( ) 内寸法は、8mmピッチ品に適用。  
 NOTES.  
 1. This specification describes the packaging of SMT type connector.  
 2. Emboss tape and reel must conform to JIS C 0806.  
 3. Cover tape peeling off force : 0.1N ~ 1.3N  
 4. Emboss pitch  
 ( ) dimension is applied to 8mm pitch packaging.

表1. 部品構成表

部番 S.NO.	品名 PART NAME	型番 P/N	材質 MATERIAL	数量 QTY.	備考 REMARKS
1	エンボスリール EMBOSS REEL		ポリスチレン POLYSTYRENE	1	帯電防止 ANTI-STATIC
2	エンボステープ EMBOSS TAPE		A-PET樹脂 A-PET	1REEL	帯電防止 ANTI-STATIC
3	カバーテープ COVER TAPE		ポリエステル POLYESTER	1	
4	コネクタ CONNECTOR	10013057-__120	10013057 SHEET 1 参照 10013057 SEE SHEET 1	下図参照 TABLE 2.	

表2. 型番表

版数 (n)	製品梱包型番 EMBOSS P/N	コネクタ梱包数量 QUANTITY	寸法 DIMENSION					
			φA	B	C	D	E	F
17	10013057-17120_E	3000 (4500)	φ330	29.5	25.5	24	11.5	
21	10013057-21120_E	3000 (4500)	φ330	29.5	25.5	24	11.5	
25	10013057-25120_E	3000 (4500)	φ330	29.5	25.5	24	11.5	
31	10013057-31120_E	3000 (4500)	φ330	29.5	25.5	24	11.5	
35	10013057-35120_E	3000 (4500)	φ330	29.5	25.5	24	11.5	
39	10013057-39120_E	3000 (4500)	φ330	29.5	25.5	24	11.5	
45	10013057-45120_E	3000 (4500)	φ330	29.5	25.5	24	11.5	

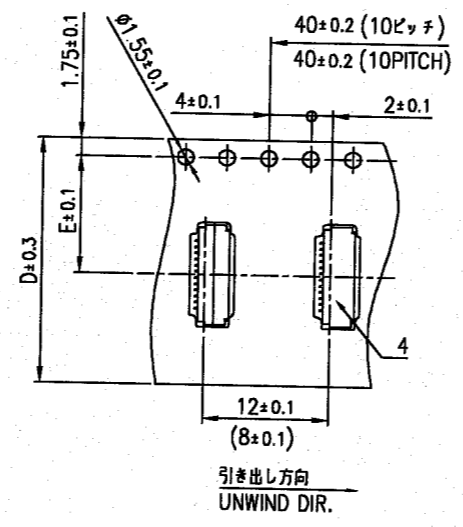


図2-1. エンボステープ詳細  
(P/N 10013057-17120\_E~  
10013057-45120\_E)

Fig2-1. ENBOSS TAPE DETAIL  
(P/N 10013057-17120\_E~  
10013057-45120\_E)

表3. 部品構成表

製品梱包型番 PACKAGING No.	製品ピッチ PITCH
10013057-__1200E	8mm
10013057-__1201E	12mm

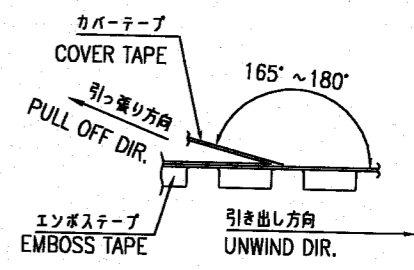


図1. カバーテープ剥離強度 (注3)  
COVER TAPE PEEL OFF STRENGTH (NOTE 3)

SHEET INDEX	ISSUE	SH NO.	DR. S. Watanabe		DATE 3/10/05	CUSTOMER COPY	TITLE SFYL EMOSS PACKAGING
TOLERANCES UNLESS OTHERWISE SPECIFIED		MAT SEE NOTE		ENGR. S. Watanabe	3/10/05	THIRD ANGLE PROJ.	PRODUCT FAMILY 58FF FLEX 0.3
LINEAR	±0.1	FINISH		CHK. M. Yoshida	3/10/05	UNIT MM	SCALE NA C
ANGLES	±1°	—		APPD. S. Oudain	3/10/05	REV G	DWG. NO. 10013057
							CODE JP
							SHEET 3 of 3

DF-003A REV F  
DO NOT SCALE PRINT THIS INFORMATION IS CONFIDENTIAL AND IS DISCLOSED TO YOU ON CONDITION THAT NO FURTHER DISCLOSURE IS MADE BY YOU TO OTHER THAN FCI PERSONNEL WITHOUT WRITTEN AUTHORIZATION FROM FCI JAPAN K.K.