

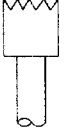
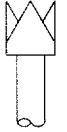
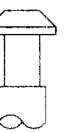


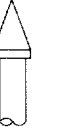








TWO PART PROBES

Head Style

Below is a table of head styles and probes. For more detailed information please contact Sales for a copy of the Spring Contact Test Probe catalogue. Sleeves are also available.
To order replace the XX in the part number with the head style code from the relevant box.

ORDER NO.	CENTRE	MOUNTING HOLE	TRAVEL	Tapered Crown	Chisel	Serrated	Crown	Cup	Spherical Radius	Tulip	Convex	Chisel	Target	Target	Chisel	Crown	Tapered Crown
																	
P09-XX21	0.85mm	Ø0.67 0.63mm	2mm														*30
P10-XX21	0.95mm	Ø0.77 0.73mm	2mm														30/32
P13-XX21	1.27mm	Ø0.90	4.65mm													*60	*30
P13-XX23	1.27mm	Ø0.90	2.65mm										15	14		33	30/31 Ø0.5/0.25
P13-XX24	1.27mm	Ø0.90	4.20mm										15	14			30/31
P19-XX21	1.90mm	Ø1.40	2.54mm														33 30
P19-XX22	1.90mm	Ø1.40	4.20mm														33
P19-XX23	1.90mm	Ø1.40	6.30mm													64	30
P25-XX21	2.54mm	Ø1.75 1.70mm	1.50mm					10	03								
P25-XX22	2.54mm	Ø1.75 1.70mm	4.20mm								25/26						
P25-XX23	2.54mm	Ø1.75 1.70mm	4.20mm				*33/34				*25/26/27						
P25-XX24	2.54mm	Ø1.75 1.70mm	3.50mm				*33/34				Ø1.5						
P25-XX25	2.54mm	Ø1.75 1.70mm	3.00mm				*33/34				Ø1.5						
P25-XX26	2.54mm	Ø1.70	6.30mm	34	64/65	42/44/46					16/17					18	
					60/70	Ø2.0/2.5/3.0										21	
P32-XX21	3.17mm	Ø2.44 2.39mm	6.35mm														
P40-XX21	3.97mm	Ø2.75	6.60mm														

* Please contact Sales for availability

TWO PART PROBES

Head Style

PROBES

Example Order Code: P09-3021; Tapered Crown headed probe; 0.85mm centre; 2mm travel.










Needle	Crown	Star	Concave	Serrated	4 Point Crown	Concave	Flat Headed	Spherical Radius	Serrated	Crown	Chisel	Spherical Radius	Convex	Flat	Spear Head
											*60	*02	*20	*05	01
	*31											02		*05	01
				*40											*01
				*40	*30	*10					*61	*02			*01
			10	39		11	06	03	40		60	02	20/21/22	05	01
			10	39		11	06	03	40		60/61	02	20/21/22	05	01
											Ø1.0/1.2		Ø0.8/1.0/1.2		
		50/51	10			11	06	03	40		60/61	02	20/21/22	05	01
		Ø1.3/Ø1.5									Ø1.3/1.5		Ø0.8/1.0/1.2		
		50/51	10			11	06	03	40		60/61	02	20/21/22	05	01
		Ø1.3/Ø1.5									Ø1.3/1.5		Ø0.8/1.0/1.2		
7	35	50				11	06		40	32	60	02	20		01
									40		60/61/62/63	02	20/21		
											Ø1.5/1.95/2.5/3.3		Ø1.5/1.8		
		*50/51/52/53/54/55				11/12/13	*06/07/08	*02/03/04	*40		*60/61		*20/21/22/23/24		*01
		Ø1.35/1.5/1.8/2.0/2.5/3.0				Ø1.35/1.80/2.00	Ø1.3/1.5/1.8	Ø1.5/1.8			Ø1.5/1.8		Ø1.35/1.5/1.8/2.0/2.5		
		*50/51/52/53/54/55				*11/12/13	*06/07/08	03/04	*40		*60/61		*20/21/22/23/24		*01
		Ø1.35/1.5/1.8/2.0/2.5/3.0				Ø1.35/1.80/2.00	Ø1.3/1.5/1.8	Ø1.5/1.8			Ø1.5/1.8		Ø1.35/1.5/1.8/2.0/2.5		*01
		*50/51/52/53/54/55				*11/12/13	*06/07/08	03/04	*40		*60/61		*20/21/22/23/24		*01
		Ø1.35/1.5/1.8/2.0/2.5/3.0				Ø1.35/1.80/2.00	Ø1.3/1.5/1.8	Ø1.5/1.8			Ø1.5/1.8		Ø1.35/1.5/1.8/2.0/2.5		*01
		*50/51/52/53/54/55				*11/12/13	*06/07/08	03/04	*40		*60/61		*20/21/22/23/24		*01
		Ø1.35/1.5/1.8/2.0/2.5/3.0				Ø1.35/1.80/2.00	Ø1.3/1.5/1.8	Ø1.5/1.8			Ø1.5/1.8		Ø1.35/1.5/1.8/2.0/2.5		*01
71/2	35	50/51				11	06	02	40/41/43/45	32	62/63		20/21		01
Ø1.4/1.6		Ø1.5/2.0							Ø1.5/2.0/2.5/3.0		Ø1.5/2.0		Ø1.5/2.0		01
						10	05	02	40	30			20		01
						10		02		*40	*30		*20		*01

ONE PART PROBES

Head Style

Below is a table of head styles and probes. For more detailed information please contact Sales for a copy of the Spring Contact Test Probe catalogue.

To order replace the XX in the part number with the head style code from the relevant box.

ORDER NO.	CENTRE MOUNTING HOLE	TRAVEL	Convex	Star	Serrated	Concave	Tapered Crown	Tapered Crown	Spherical Radius	Chisel	Star
											
P10-XX11	1.00mm Ø0.75 0.70mm	4.20mm					31	30	02	60	50
P10-XX12	1.00mm Ø0.75 0.70mm	4.20mm					31	30	02		50
P11-XX11	1.07mm Ø1.05 1.00mm	4.50mm									
P13-XX11	1.27mm Ø0.95 0.90mm	4.00mm							*02	*60	*50
P20-XX11	2.00mm Ø1.40	6-7mm									
P20-XX12	2.00mm Ø1.40	6-7mm									
P20-XX13	2.00mm Ø1.35 1.30mm	6.00mm									
P25-XX11	2.50mm Ø2.00	6-7mm			40	13			02	60	
P25-XX12	2.50mm Ø2.00	6-7mm			40	13			02	60	
P25-XX13	2.50mm Ø2.00	6-7mm			40	13			02	60	
P25-XX14	2.50mm Ø1.83 1.80mm	12.0mm									
P25-XX15	2.54mm Ø1.25	4.00mm	*21/22 Ø30/40						*02	*60	*50/51/52/53 Ø1.5/1.8/2.3/3.2
P25-XX16	2.54mm Ø1.25	4.00mm		53					02		*50/51/52 Ø1.5/1.8/2.3
P25-XX17	2.54mm Ø1.25	6.00mm									
P25-XX18	2.54mm Ø1.25	6.00mm									
P25-XX19	2.54mm Ø1.25	6.00mm									
P1113XX	3.00mm Ø2.00	3.00mm									
P30-XX11	3.00mm Ø2.35 2.30mm	10.5mm									
P35-XX11	3.50mm Ø3.00	6-7mm									
P35-XX12	3.50mm Ø3.00	6-7mm					40/41/41				
P35-XX13	3.50mm Ø3.00	6-7mm					Ø2.6/3.20/4.0 40/41/42				
P42-XX11	4.20mm Ø3.25 3.20mm	10.0mm					Ø2.6/3.20/4.0				

* Please contact Sales for availability

ONE PART PROBES

Head Style

PROBES

Example Order Code: P25-7217; needle headed probe, with a Ø2.0mm; 2.54mm centre, travel 6.00mm.

Concave	Flat Headed	Tapered Crown 65°	Needle	Chisel	4 Point Crown	4 Point Crown	Spear Head	Concave 90°	Convex	Serrated	Crown	Concave 90°
									20			
							01	13	20		30	10
									*20			
						30	01					
				60	31	*30	*01					
								*13	*20	*40	*30	*10
			70			30	01					
			70			30	01					
			70			30	01					
	*05						*01	*13	*20	*40	*30	*10
	*05											*10
			70/72			30	01					
			Ø1.5/2.0			30	01					
			70/72			30	01					
			Ø1.5/2.0			30	01					
			70/72			30	01					
			Ø1.5/2.0									
CA												
	*05						*01	*13	*20	*40	*30	*10
						*30	*01					
			70/72			30	01					
			Ø2.5/3.0			30	01					
			70/72			30	01					
			Ø2.5/3.0									
	*05		70				01	13	20	40	30	10