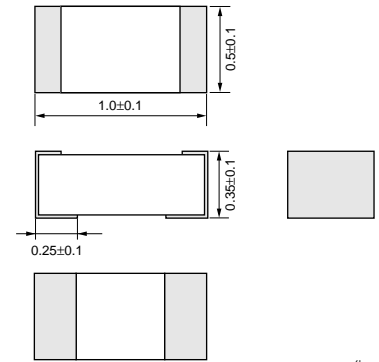


LQP15M Series

■ Features

1. Tight inductance tolerance ($\pm 0.05\text{nH}$, $\pm 0.1\text{nH}$, $\pm 2\%$) realized by Murata's original film technology. Various inductance values enable assembly with no tuning.
2. Ultra small size 0402 inductor which is low profile and lightest weight in the world enables miniaturizing of mobile telecommunication equipment. LQP15M series weights 0.6mg/pcs. while multilayer type inductor 0.9mg/pcs.
3. High Q at high frequency range.
4. High self resonant frequency due to low stray capacitance and narrow inductance distribution provides stable inductance in high frequency circuits such as telecommunication equipment.



(in mm)

■ Applications

1. High frequency circuits of mobile phones such as PA, ANT, VCO, SAW, etc.
2. Mobile phones such as GSM, CDMA, PDC, etc.
3. "Bluetooth"
4. W-LAN
5. High frequency circuits in general

Part Number	Inductance (nH)	Test Frequency (MHz)	Rated Current (mA)	DC Resistance (ohm)	Q (min.)	Test Frequency (MHz)	Self Resonance Frequency (min.) (MHz)	EIA
LQP15MN1N0B02	1.0 ±0.1nH	500	400	0.1 max.	13	500	6000	0402
LQP15MN1N0W02	1.0 ±0.05nH	500	400	0.1 max.	13	500	6000	0402
LQP15MN1N1B02	1.1 ±0.1nH	500	390	0.1 max.	13	500	6000	0402
LQP15MN1N1W02	1.1 ±0.05nH	500	390	0.1 max.	13	500	6000	0402
LQP15MN1N2B02	1.2 ±0.1nH	500	390	0.1 max.	13	500	6000	0402
LQP15MN1N2W02	1.2 ±0.05nH	500	390	0.1 max.	13	500	6000	0402
LQP15MN1N3B02	1.3 ±0.1nH	500	280	0.2 max.	13	500	6000	0402
LQP15MN1N3W02	1.3 ±0.05nH	500	280	0.2 max.	13	500	6000	0402
LQP15MN1N4W02	1.4 ±0.05nH	500	280	0.2 max.	13	500	6000	0402
LQP15MN1N5B02	1.5 ±0.1nH	500	280	0.2 max.	13	500	6000	0402
LQP15MN1N5W02	1.5 ±0.05nH	500	280	0.2 max.	13	500	6000	0402
LQP15MN1N6B02	1.6 ±0.1nH	500	220	0.3 max.	13	500	6000	0402
LQP15MN1N6W02	1.6 ±0.05nH	500	220	0.3 max.	13	500	6000	0402
LQP15MN1N7W02	1.7 ±0.05nH	500	280	0.2 max.	13	500	6000	0402
LQP15MN1N8B02	1.8 ±0.1nH	500	280	0.2 max.	13	500	6000	0402
LQP15MN1N8W02	1.8 ±0.05nH	500	280	0.2 max.	13	500	6000	0402
LQP15MN1N9W02	1.9 ±0.05nH	500	220	0.3 max.	13	500	6000	0402
LQP15MN2N0B02	2.0 ±0.1nH	500	220	0.3 max.	13	500	6000	0402
LQP15MN2N0W02	2.0 ±0.05nH	500	220	0.3 max.	13	500	6000	0402
LQP15MN2N1W02	2.1 ±0.05nH	500	220	0.3 max.	13	500	6000	0402
LQP15MN2N2B02	2.2 ±0.1nH	500	220	0.3 max.	13	500	6000	0402
LQP15MN2N2W02	2.2 ±0.05nH	500	220	0.3 max.	13	500	6000	0402
LQP15MN2N3W02	2.3 ±0.05nH	500	220	0.3 max.	13	500	6000	0402
LQP15MN2N4B02	2.4 ±0.1nH	500	220	0.3 max.	13	500	6000	0402
LQP15MN2N4W02	2.4 ±0.05nH	500	220	0.3 max.	13	500	6000	0402
LQP15MN2N5W02	2.5 ±0.05nH	500	220	0.3 max.	13	500	6000	0402
LQP15MN2N6W02	2.6 ±0.05nH	500	220	0.3 max.	13	500	6000	0402
LQP15MN2N7B02	2.7 ±0.1nH	500	220	0.3 max.	13	500	6000	0402
LQP15MN2N7W02	2.7 ±0.05nH	500	220	0.3 max.	13	500	6000	0402
LQP15MN2N8W02	2.8 ±0.05nH	500	190	0.4 max.	13	500	6000	0402

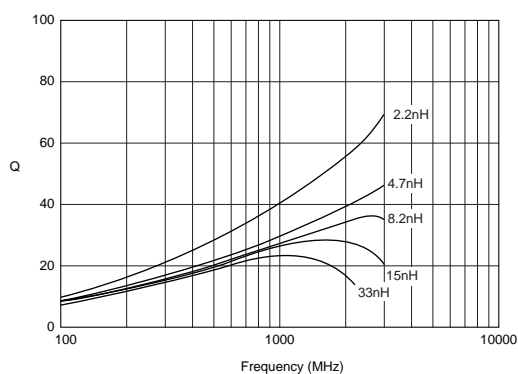
Continued on the following page.

Continued from the preceding page.

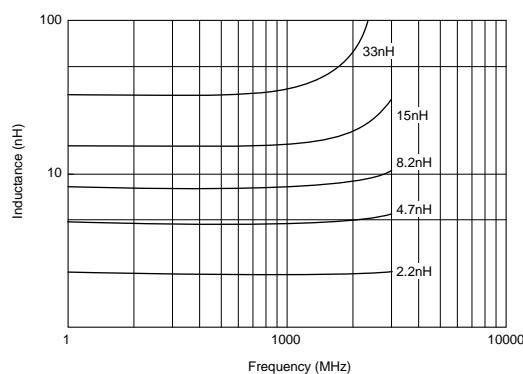
Part Number	Inductance (nH)	Test Frequency (MHz)	Rated Current (mA)	DC Resistance (ohm)	Q (min.)	Test Frequency (MHz)	Self Resonance Frequency (min.) (MHz)	EIA
LQP15MN2N9W02	2.9 ±0.05nH	500	190	0.4 max.	13	500	6000	0402
LQP15MN3N0B02	3.0 ±0.1nH	500	190	0.4 max.	13	500	6000	0402
LQP15MN3N0W02	3.0 ±0.05nH	500	190	0.4 max.	13	500	6000	0402
LQP15MN3N1W02	3.1 ±0.05nH	500	190	0.4 max.	13	500	6000	0402
LQP15MN3N2W02	3.2 ±0.05nH	500	190	0.4 max.	13	500	6000	0402
LQP15MN3N3B02	3.3 ±0.1nH	500	190	0.4 max.	13	500	6000	0402
LQP15MN3N3W02	3.3 ±0.05nH	500	190	0.4 max.	13	500	6000	0402
LQP15MN3N4W02	3.4 ±0.05nH	500	170	0.5 max.	13	500	6000	0402
LQP15MN3N5W02	3.5 ±0.05nH	500	170	0.5 max.	13	500	6000	0402
LQP15MN3N6B02	3.6 ±0.1nH	500	170	0.5 max.	13	500	6000	0402
LQP15MN3N6W02	3.6 ±0.05nH	500	170	0.5 max.	13	500	6000	0402
LQP15MN3N7W02	3.7 ±0.05nH	500	170	0.5 max.	13	500	6000	0402
LQP15MN3N8W02	3.8 ±0.05nH	500	170	0.5 max.	13	500	6000	0402
LQP15MN3N9B02	3.9 ±0.1nH	500	170	0.5 max.	13	500	6000	0402
LQP15MN3N9W02	3.9 ±0.05nH	500	170	0.5 max.	13	500	6000	0402
LQP15MN4N3B02	4.3 ±0.1nH	500	160	0.6 max.	13	500	6000	0402
LQP15MN4N7B02	4.7 ±0.1nH	500	160	0.6 max.	13	500	6000	0402
LQP15MN5N1B02	5.1 ±0.1nH	500	140	0.7 max.	13	500	6000	0402
LQP15MN5N6B02	5.6 ±0.1nH	500	140	0.7 max.	13	500	6000	0402
LQP15MN6N2B02	6.2 ±0.1nH	500	130	0.9 max.	13	500	6000	0402
LQP15MN6N8B02	6.8 ±0.1nH	500	130	0.9 max.	13	500	6000	0402
LQP15MN7N5B02	7.5 ±0.1nH	500	110	1.1 max.	13	500	5500	0402
LQP15MN8N2B02	8.2 ±0.1nH	500	110	1.1 max.	13	500	5500	0402
LQP15MN9N1B02	9.1 ±0.1nH	500	100	1.3 max.	13	500	4500	0402
LQP15MN10NG02	10 ±2%	500	100	1.3 max.	13	500	4500	0402
LQP15MN12NG02	12 ±2%	500	90	1.6 max.	13	500	3700	0402
LQP15MN15NG02	15 ±2%	500	90	1.8 max.	13	500	3300	0402
LQP15MN18NG02	18 ±2%	500	80	2.0 max.	13	500	3100	0402
LQP15MN22NG02	22 ±2%	500	70	2.6 max.	13	500	2800	0402
LQP15MN27NG02	27 ±2%	500	70	3.1 max.	13	500	2500	0402
LQP15MN33NG02	33 ±2%	500	60	3.8 max.	13	500	2100	0402

Operating Temp. Range : -40°C to +85°C
Only for reflow soldering.

■ Q-Frequency Characteristics



■ Inductance-Frequency Characteristics



Continued on the following page. ↗

Continued from the preceding page.

Reference Data

E4991A+16197A

Part Number	Inductance (nH) (Typ.)					Q (Typ.)				
	800MHz	900MHz	1.8GHz	2.0GHz	2.4GHz	800MHz	900MHz	1.8GHz	2.0GHz	2.4GHz
LQP15MN1N0	1.0	1.0	1.0	1.0	1.0	50	55	73	76	85
LQP15MN1N1	1.1	1.1	1.1	1.1	1.1	44	47	70	76	83
LQP15MN1N2	1.2	1.2	1.2	1.2	1.2	43	47	69	76	82
LQP15MN1N3	1.3	1.3	1.3	1.3	1.3	39	43	56	60	65
LQP15MN1N4	1.4	1.4	1.4	1.4	1.4	39	41	51	54	58
LQP15MN1N5	1.5	1.5	1.5	1.5	1.5	38	40	49	51	54
LQP15MN1N6	1.6	1.6	1.6	1.6	1.6	26	28	37	39	42
LQP15MN1N7	1.7	1.7	1.7	1.7	1.7	37	40	48	49	53
LQP15MN1N8	1.8	1.8	1.8	1.8	1.8	35	37	46	49	52
LQP15MN1N9	1.9	1.9	1.9	1.9	1.9	34	36	46	49	52
LQP15MN2N0	2.0	2.0	2.0	2.0	2.0	34	36	47	50	53
LQP15MN2N1	2.1	2.1	2.1	2.1	2.1	35	37	47	49	53
LQP15MN2N2	2.2	2.2	2.2	2.2	2.2	36	38	48	51	56
LQP15MN2N3	2.3	2.3	2.3	2.3	2.3	36	38	47	49	53
LQP15MN2N4	2.4	2.4	2.4	2.4	2.4	35	37	47	49	52
LQP15MN2N5	2.5	2.5	2.5	2.5	2.5	35	37	47	49	53
LQP15MN2N6	2.6	2.6	2.6	2.6	2.6	35	37	47	49	52
LQP15MN2N7	2.7	2.7	2.7	2.7	2.7	35	37	48	49	53
LQP15MN2N8	2.8	2.8	2.8	2.8	2.8	35	37	47	49	53
LQP15MN2N9	2.9	2.9	2.9	2.9	2.9	33	35	44	46	49
LQP15MN3N0	3.0	3.0	3.0	3.0	3.0	29	31	41	44	48
LQP15MN3N1	3.1	3.1	3.1	3.1	3.1	28	29	39	42	45
LQP15MN3N2	3.2	3.2	3.2	3.2	3.2	27	28	35	36	38
LQP15MN3N3	3.3	3.3	3.3	3.3	3.4	28	29	38	39	43
LQP15MN3N4	3.4	3.4	3.4	3.4	3.5	28	29	37	39	41
LQP15MN3N5	3.5	3.5	3.5	3.5	3.6	28	29	37	38	40
LQP15MN3N6	3.6	3.6	3.6	3.7	3.7	27	28	35	39	41
LQP15MN3N7	3.7	3.7	3.7	3.8	3.8	27	28	35	38	41
LQP15MN3N8	3.8	3.8	3.8	3.9	3.9	28	29	38	39	42
LQP15MN3N9	3.9	3.9	3.9	4.0	4.0	28	29	37	38	41
LQP15MN4N3	4.3	4.3	4.3	4.4	4.5	28	30	38	40	42
LQP15MN4N7	4.7	4.7	4.8	4.9	5.1	28	29	38	39	41
LQP15MN5N1	5.1	5.1	5.2	5.3	5.5	26	28	36	38	40
LQP15MN5N6	5.6	5.6	5.8	6.0	6.2	23	25	32	33	34
LQP15MN6N2	6.2	6.2	6.5	6.6	6.9	23	25	32	33	34
LQP15MN6N8	6.8	6.8	7.1	7.4	7.7	24	26	33	34	35
LQP15MN7N5	7.5	7.5	7.9	8.2	8.6	24	25	32	33	34
LQP15MN8N2	8.2	8.2	8.7	9.0	9.5	24	25	32	33	34
LQP15MN9N1	9.1	9.1	9.8	10	11	23	25	31	32	33
LQP15MN10N	10	10	11	12	13	24	26	30	31	31
LQP15MN12N	12	12	13	14	16	25	26	29	29	28
LQP15MN15N	15	15	18	19	23	23	25	26	27	25
LQP15MN18N	18	18	23	-	-	22	23	24	-	-
LQP15MN22N	22	23	29	-	-	22	23	22	-	-
LQP15MN27N	28	28	38	-	-	22	23	21	-	-
LQP15MN33N	34	35	-	-	-	21	22	-	-	-