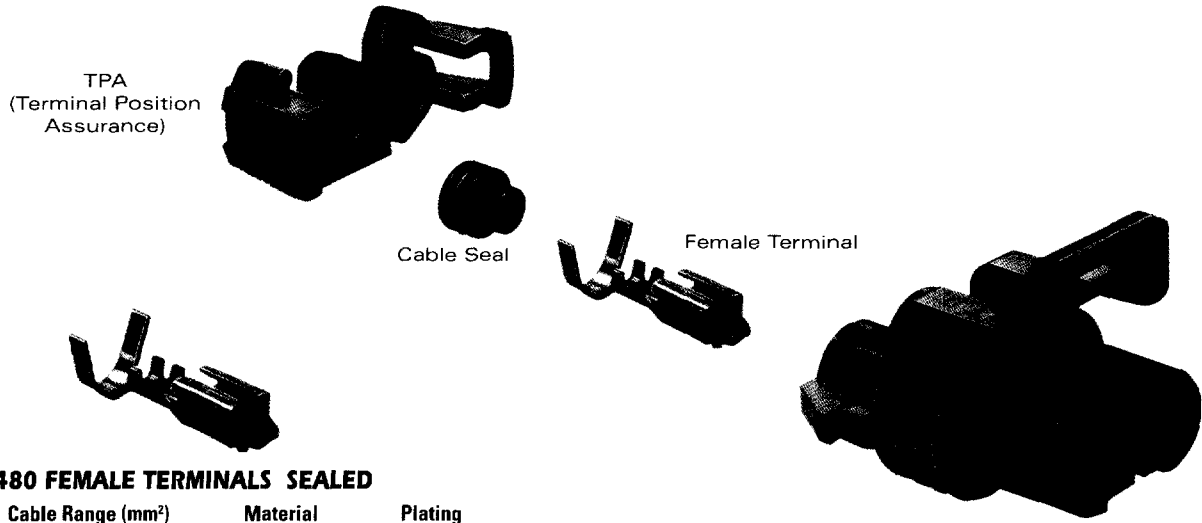
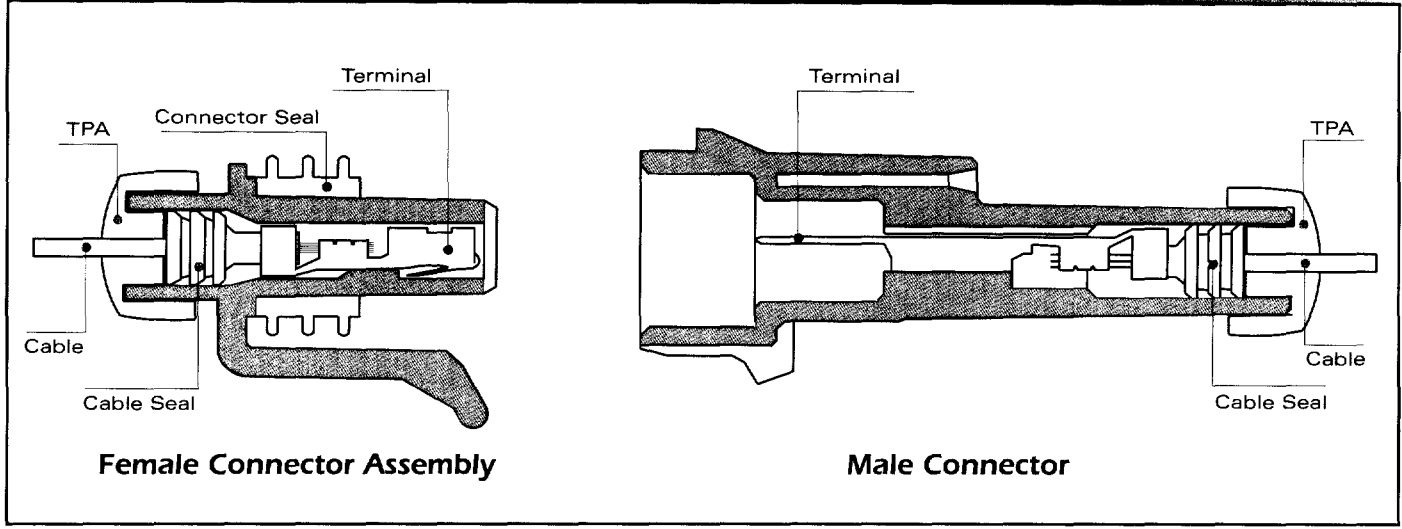




**Cross Sectional View**



**480 FEMALE TERMINALS SEALED**

Part #	Cable Range (mm <sup>2</sup> )	Material	Plating
12052139	5.0-3.0	Tin Brass	Tin
12048451	2.0-1.0	Tin Brass	Tin
12048450	0.80-0.50	Tin Brass	Tin

**480 METRI-PACK CABLE SEALS**

Reel Part #	Loose Part #	Cable Diameter	Material	Color
12065703	12034170	5.16-4.40	Silicone	Orange
12052453	12048443	4.50-3.61	Silicone	Purple
12052452	12048442	3.75-2.81	Silicone	Red
12048433	12048441	2.85-2.01	Silicone	White
12052931	12052930	2.15-1.60	Silicone	Yellow
12162068	12162067	1.70-1.29	Silicone	Pink

**480 FEMALE CONNECTOR ASSEMBLY SEALED**

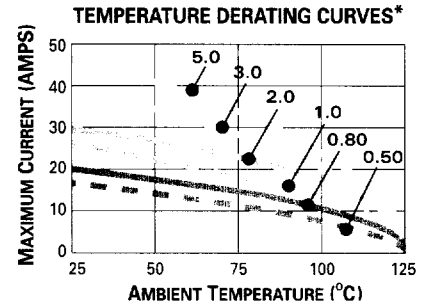
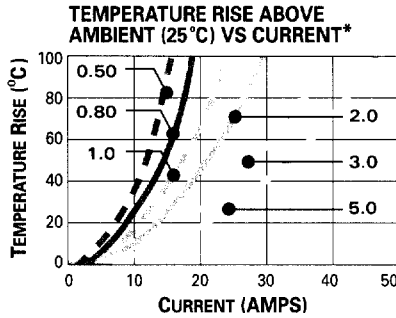
# Cavities	Conn. Asm.	Color	Material	TPA
2	12052613	Black	PA66 HS IM	12059897



## Sealed System Application Information

### 480 SERIES TERMINALS-Tin Plated


**CABLE RANGE (mm<sup>2</sup>):** ..... 0.50-5.0  
**CURRENT RANGE (AMPS):** ..... 0-42  
**TEMP RANGE °C:** ..... -40 to 125  
**RESISTANCE:** ..... <10mΩ@20mV  
**VOLTAGE DROP:** ..... <3.0mV/amp  
**CENTERLINE SPACING (mm):** ..... 9.5  
**BLADE WIDTH (mm):** ..... 4.8



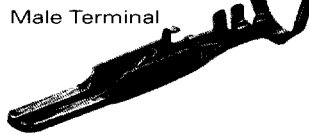
\*The test data are based on single circuits in free space and were generated using a "Lumped Resistance" model. This model does not account for all of the variables that would be present in an actual application. For actual product performance, contact your regional support representative at the number listed below.




CPA  
(Connector Position Assurance)




Male Connector



Male Terminal



Cable Seal



TPA  
(Terminal Position Assurance)

### 480 MALE TERMINALS SEALED

Part #	Cable Range (mm <sup>2</sup> )	Material	Plating
12052172	5.0	Tin Brass	Tin
12065197	3.0	Tin Brass	Tin
12065196	2.0-1.0	Tin Brass	Tin



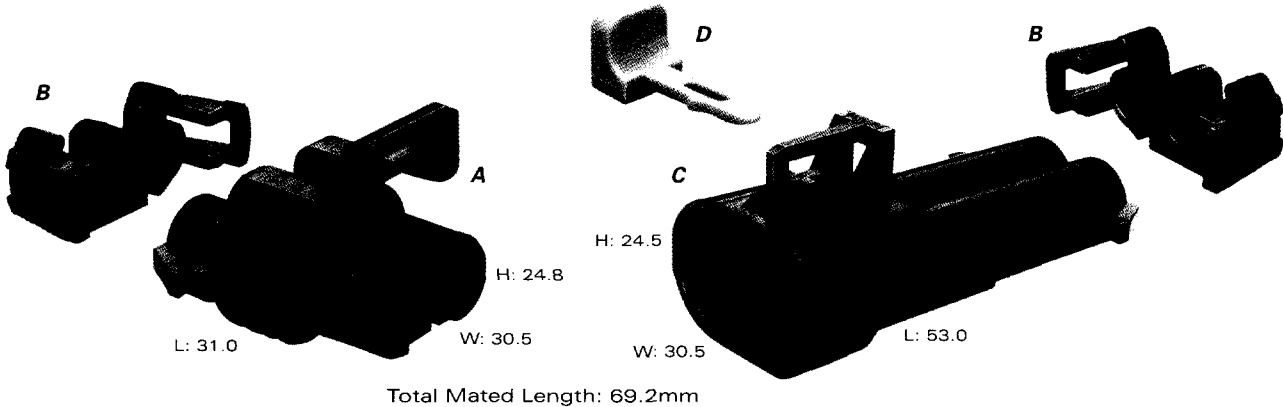
### 480 METRI-PACK CAVITY PLUG\*

# Cavities	Connector	Color	Material	TPA	Part #	Cavity Inside Diameter	Material	Color
2	12065863	Black	PA66 HS IM	12059897	12066082	8.5mm	Silicone	Lt. Green

\*Cavity plugs seal unused female and male cavities

### SECTION NOTES:

- Contact your regional support representative at the number listed below.
- Due to rigid tolerances of connector cavities, it is critical to meet all crimp dimensions as specified.
- Female connections for device applications, see page 104.

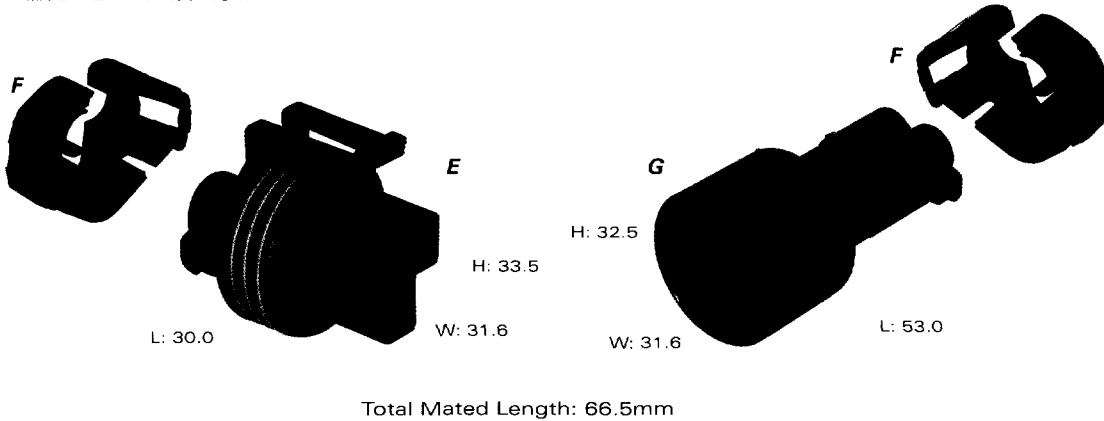


**A PART NO: 12052613**  
 DESCRIPTION: Connector Assembly 2F  
 SIZE: 31.0L x 24.8H x 30.5W  
 COLOR: Black  
 MATERIAL: PA66 HS IM  
 TERMINALS: See Page 100  
 SEALS/PLUGS: See Page 100, 101

**C PART NO: 12065863**  
 DESCRIPTION: Connector 2M (Clip Slot)  
 SIZE: 53.0L x 24.5H x 30.5W  
 COLOR: Black  
 MATERIAL: PA66 HS IM  
 TERMINALS: See Page 101  
 SEALS/PLUGS: See Page 100, 101

**B PART NO: 12059897**  
 DESCRIPTION: TPA  
 NUMBER REQ: 2  
 COLOR: Black  
 MATERIAL: PA66 HS IM

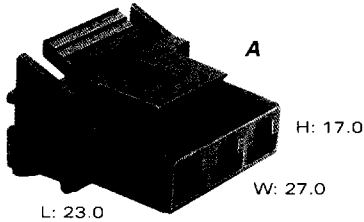
**D PART NO: 12020833**  
 DESCRIPTION: CPA  
 COLOR: Gray  
 MATERIAL: PBT



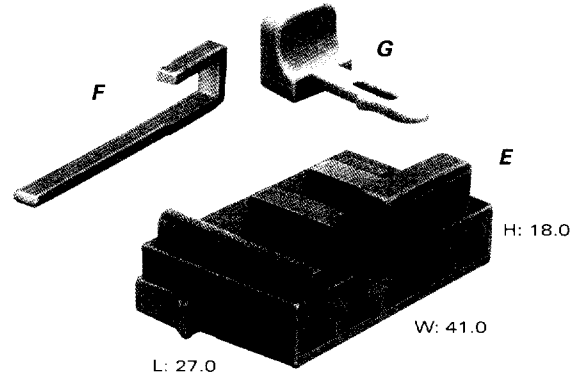
**E PART NO: 12131592**  
 DESCRIPTION: Connector Assembly 3F  
 SIZE: 30.0L x 33.5H x 31.6W  
 COLOR: Black  
 MATERIAL: PA66  
 TERMINALS: See Page 100  
 SEALS/PLUGS: See Page 100, 101

**G PART NO: 15344628**  
 DESCRIPTION: Connector 3M  
 SIZE: 53.0L x 32.5H x 31.6W  
 COLOR: Black  
 MATERIAL: PA66 25% GF  
 TERMINALS: See Page 101  
 SEALS/PLUGS: See Page 100, 101

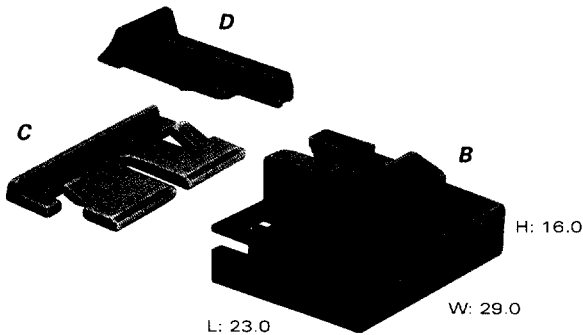
**F PART NO: 12131543**  
 DESCRIPTION: TPA  
 NUMBER REQ: 2  
 COLOR: Black  
 MATERIAL: PA66



**A PART NO: 12162512\***  
 DESCRIPTION: Connector 3F  
 SIZE: 23.0L x 17.0H x 27.0W  
 COLOR: Black  
 MATERIAL: PA6  
 TERMINALS: See Page 96  
 TYPICAL APP: Switch  
 \*HINGED SECONDARY LOCK



**E PART NO: 12059296**  
 DESCRIPTION: Connector 5F  
 SIZE: 27.0L x 18.0H x 41.0W  
 COLOR: Red  
 MATERIAL: PA6  
 TERMINALS: See Page 96  
 TYPICAL APP: Switch



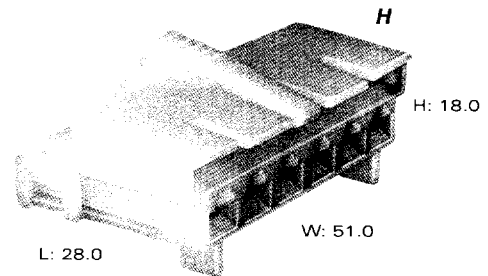
**B PART NO: 12066571**  
 DESCRIPTION: Connector 4F  
 SIZE: 23.0L x 16.0H x 29.0W  
 COLOR: Black  
 MATERIAL: PA66 HS IM  
 TERMINALS: See Page 96  
 TYPICAL APP: Various

**C PART NO: 12066572**  
 DESCRIPTION: TPA  
 COLOR: Md. Gray  
 MATERIAL: PA66 HS IM

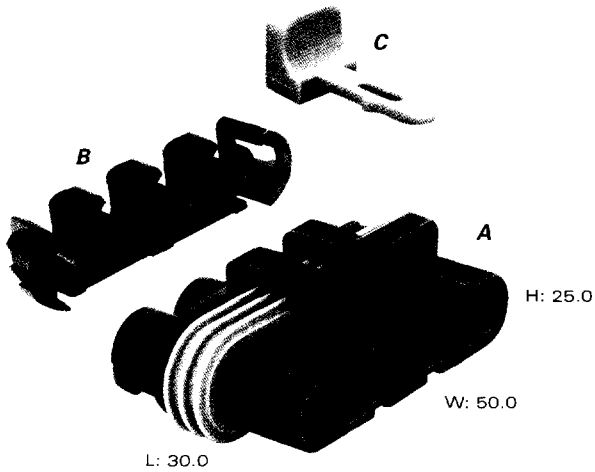
**D PART NO: 12052834**  
 DESCRIPTION: CPA  
 COLOR: Green  
 MATERIAL: PP

**F PART NO: 12059297**  
 DESCRIPTION: Secondary Lock  
 COLOR: Natural  
 MATERIAL: PBT

**G PART NO: 12020833**  
 DESCRIPTION: CPA  
 COLOR: Gray  
 MATERIAL: PBT



**H PART NO: 12034061\***  
 DESCRIPTION: Connector 6F  
 SIZE: 28.0L x 18.0H x 51.0W  
 COLOR: Natural  
 MATERIAL: PA66 HS IM  
 TERMINALS: See Page 96  
 TYPICAL APP: Switch  
 \*HINGED SECONDARY LOCK



**A PART NO: 12048412**  
 DESCRIPTION: Connector Assembly 4F  
 SIZE: 30.0L x 25.0H x 50.0W  
 COLOR: Black  
 MATERIAL: PA6  
 TERMINALS: See Page 100  
 SEALS/PLUGS: See Page 100, 101  
 TYPICAL APP: Resistor Pack

**B PART NO: 12048413**  
 DESCRIPTION: TPA  
 COLOR: Black  
 MATERIAL: PA6

**C PART NO: 12020833**  
 DESCRIPTION: CPA  
 COLOR: Gray  
 MATERIAL: PBT