

2.0mm (0.079") Pin Housing

(Single Row)

PD1 Series

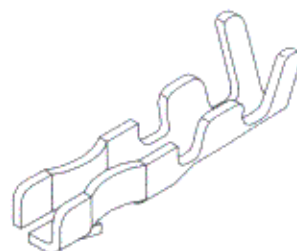
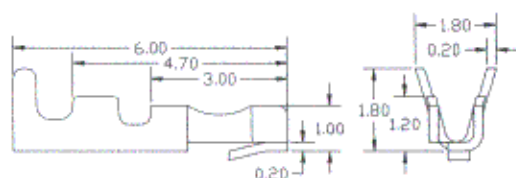
FEATURES

2-40 Circuits
 Contact Material: Copper alloy
 Applicable wires: AWG # 24 to 30
 Housing Material: Nylon, UL 94V-0

SPECIFICATIONS

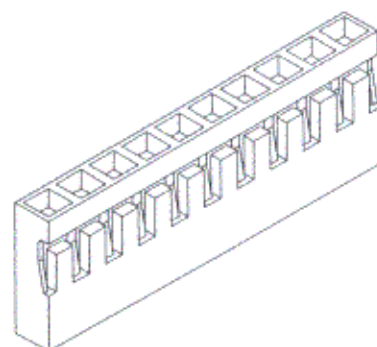
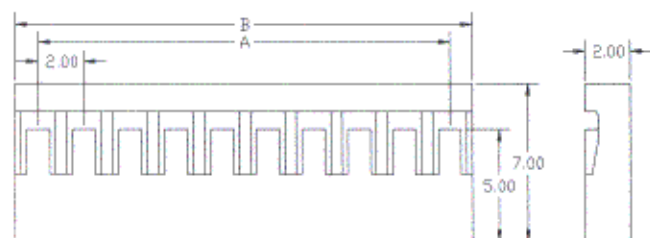
Current Rating: 1A AC, DC
 Voltage Rating: 100V AC Maximum
 Temperature Range: -55°C ~ +105°C
 Contact Resistance: 20 m ohm Max
 Insulation Resistance: 1000 M ohm min
 Withstand Voltage: 800V AC/minute

Contact



Model No.	Applicable Wire			Material	Finish
	mm ²	AWG #	Insulation O.D.		
PD-C-2	0.2 to 0.5	24 to 30	1.3 to 1.0	Phosphor Bronze	Tin-Plated

Housing



Circuits	Model No.	Dimension mm	
		A	B
2	PD1-H-2	2.0	4.0
3	PD1-H-3	4.0	6.0
4	PD1-H-4	6.0	8.0
5	PD1-H-5	8.0	10.0
6	PD1-H-6	10.0	12.0
7	PD1-H-7	12.0	14.0
8	PD1-H-8	14.0	16.0
9	PD1-H-9	16.0	18.0
10	PD1-H-10	18.0	20.0
11	PD1-H-11	20.0	22.0
12	PD1-H-12	22.0	24.0
13	PD1-H-13	24.0	26.0
14	PD1-H-14	26.0	28.0

Circuits	Model No.	Dimension mm	
		A	B
15	PD1-H-15	28.0	30.0
16	PD1-H-16	30.0	32.0
17	PD1-H-17	32.0	34.0
18	PD1-H-18	34.0	36.0
19	PD1-H-19	36.0	38.0
20	PD1-H-20	38.0	40.0
21	PD1-H-21	40.0	42.0
22	PD1-H-22	42.0	44.0
23	PD1-H-23	44.0	46.0
24	PD1-H-24	46.0	48.0
25	PD1-H-25	48.0	50.0
26	PD1-H-26	50.0	52.0
27	PD1-H-27	52.0	54.0

Circuits	Model No.	Dimension mm	
		A	B
28	PD1-H-28	54.0	56.0
29	PD1-H-29	56.0	58.0
30	PD1-H-30	58.0	60.0
31	PD1-H-31	60.0	62.0
32	PD1-H-32	62.0	64.0
33	PD1-H-33	64.0	66.0
34	PD1-H-34	66.0	68.0
35	PD1-H-35	68.0	70.0
36	PD1-H-36	70.0	72.0
37	PD1-H-37	72.0	74.0
38	PD1-H-38	74.0	76.0
39	PD1-H-39	76.0	78.0
40	PD1-H-40	78.0	80.0

SINGATRON ENT. CO., LTD. Tel.: (909) 464-1883 Fax.: (909) 464-1884