






335 - 365 MHz

Antenna Inputs. All antenna VSWR values are specified with 7/8" EIA connectors. Other optional inputs may result in equal or slightly higher VSWR. Contact Andrew for details.

| Type Number | Diameter ft (m) | RPE Number(s) | Regulatory Compliance | | | | | Gain, dBi | | | Beamwidth | | Cross Pol. Disc., dB | F/B Ratio dB | VSWR max. (R.L., dB) |
|-------------|---|--|-----------------------|----|----|------------|-----------|-----------|----------|------|------------|----------|----------------------|--------------|----------------------|
| | | | U.S. FCC 101 | 74 | 78 | ETSI Class | ETSI Gain | Low | Mid-Band | Top | Horizontal | Vertical | | | |
| KP |  | GRIDPAK® Antennas – Unpressurized Single Polarized Antenna Inputs: 7/8" EIA, "F" Flange Female, Type N Female, and 7-16 DIN Female | | | | | | | | | | | | | |
| KP6F-335 | 6 (2.0) | 2978 | - | - | - | - | - | 15.0 | 15.2 | 15.4 | 30.5 | 24.2 | 23 | 19 | 1.3 (17.7) |
| KP8F-335 | 8 (2.4) | 2119 | - | - | - | - | - | 15.6 | 15.7 | 15.8 | 21.4 | 19.6 | 17 | 16 | 1.3 (17.7) |
| KP10F-335 | 10 (3.0) | 2933 | - | - | - | - | - | 17.7 | 18.1 | 18.5 | 20.6 | 15.5 | 23 | 22 | 1.3 (17.7) |
| KP13F-335 | 13 (4.0) | 2952 | - | - | - | - | - | 20.1 | 20.1 | 20.4 | 15.2 | 13.5 | 25 | 23 | 1.3 (17.7) |
| MKP |  | Mini-GRIDPAK Antennas – Unpressurized Single Polarized Antenna Inputs: 7/8" EIA, "F" Flange Female, Type N Female, and 7-16 DIN Female | | | | | | | | | | | | | |
| MKP-335 | 6.6 x 3.3 (2 x 1) | 3439 | - | - | - | - | - | 11.0 | 11.0 | 11.0 | 37 | 28 | 15 | 9 | 1.5 (14.0) |



365 - 403 MHz

Antenna Inputs. All antenna VSWR values are specified with 7/8" EIA connectors. Other optional inputs may result in equal or slightly higher VSWR. Contact Andrew for details.

| Type Number | Diameter ft (m) | RPE Number(s) | Regulatory Compliance | | | | | Gain, dBi | | | Beamwidth | | Cross Pol. Disc., dB | F/B Ratio dB | VSWR max. (R.L., dB) |
|-------------|---|--|-----------------------|----|----|------------|-----------|-----------|----------|------|------------|----------|----------------------|--------------|----------------------|
| | | | U.S. FCC 101 | 74 | 78 | ETSI Class | ETSI Gain | Low | Mid-Band | Top | Horizontal | Vertical | | | |
| KP |  | GRIDPAK® Antennas – Unpressurized Single Polarized Antenna Inputs: 7/8" EIA, "F" Flange Female, Type N Female, and 7-16 DIN Female | | | | | | | | | | | | | |
| KP6F-365 | 6 (2.0) | 3005 | - | - | - | - | - | 15.8 | 16.3 | 16.3 | 28.4 | 21.6 | 29 | 20 | 1.3 (17.7) |
| KP8F-365 | 8 (2.4) | 2120 | - | - | - | - | - | 16.7 | 17.4 | 17.8 | 22.1 | 17.5 | 22 | 18 | 1.3 (17.7) |
| KP10F-365 | 10 (3.0) | 2938 | - | - | - | - | - | 18.7 | 19.4 | 19.6 | 18.5 | 13.9 | 33 | 24 | 1.3 (17.7) |
| KP13F-365 | 13 (4.0) | 2954 | - | - | - | - | - | 21.0 | 21.5 | 22.0 | 13.4 | 10.6 | 33 | 24 | 1.3 (17.7) |

403 - 470 MHz

Antenna Inputs. All antenna VSWR values are specified with 7/8" EIA connectors. Other optional inputs may result in equal or slightly higher VSWR. Contact Andrew for details.

| Type Number | Diameter ft (m) | RPE Number(s) | Regulatory Compliance | | | | | Gain, dBi | | | Beamwidth | | Cross Pol. Disc., dB | F/B Ratio dB | VSWR max. (R.L., dB) |
|-------------|---|--|-----------------------|----|----|------------|-----------|-----------|----------|------|------------|----------|----------------------|--------------|----------------------|
| | | | U.S. FCC 101 | 74 | 78 | ETSI Class | ETSI Gain | Low | Mid-Band | Top | Horizontal | Vertical | | | |
| KP |  | GRIDPAK® Antennas – Unpressurized Single Polarized Antenna Inputs: 7/8" EIA, "F" Flange Female, Type N Female, and 7-16 DIN Female | | | | | | | | | | | | | |
| KP6F-403 | 6 (2.0) | 3008 | - | - | - | - | - | 16.4 | 16.3 | 16.6 | 22.9 | 19.3 | 27 | 20 | 1.35 (16.5) |
| KP8F-403 | 8 (2.4) | 2123 | - | - | - | - | - | 17.7 | 17.5 | 18.0 | 19.7 | 16.3 | 28 | 20 | 1.35 (16.5) |
| KP10F-403 | 10 (3.0) | 2944 | - | - | - | - | - | 20.0 | 19.6 | 20.4 | 16.8 | 12.6 | 30 | 22 | 1.35 (16.5) |
| KP13F-403 | 13 (4.0) | 2958 | - | - | - | - | - | 22.0 | 22.2 | 22.6 | 13.0 | 13.0 | 30 | 24 | 1.35 (16.5) |
| MKP |  | Mini-GRIDPAK Antennas – Unpressurized Single Polarized Antenna Inputs: 7/8" EIA, "F" Flange Female, Type N Female, and 7-16 DIN Female | | | | | | | | | | | | | |
| MKP-403 | 6.6 x 3.3 (2 x 1) | 3441 | - | - | - | - | - | 13.5 | 13.5 | 13.5 | 29 | 22 | 17 | 19 | 1.35 (16.5) |

Terrestrial Microwave Antenna System Products