

REVISION AG

DO NOT SCALE FROM THIS PRINT

UNLESS OTHERWISE NOTED

DIMENSIONS ARE IN INCHES TOLERANCES ARE:

ONE PLACE DECIMALS ± .1 [2.5]	THREE PLACE DECIMALS ± .005 [.13]	ANGLES ± 2°	TITLE: ASSEMBLY, .025 [.64] SQ. POST HI-TEMP TERMINAL STRIP
TWO PLACE DECIMALS ± .01 [.25]	FOUR PLACE DECIMALS ± .0020 [.051]		DWG NO: HMTSW-XXX-XX-XXX-X-XXXX-XX-XX

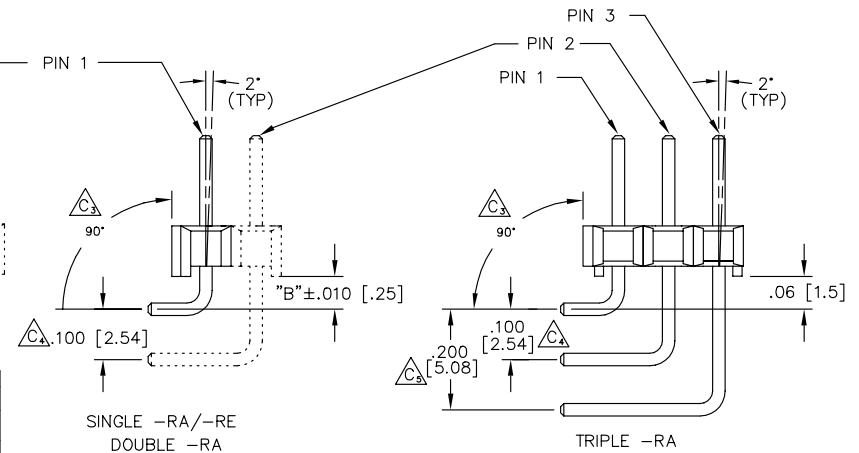
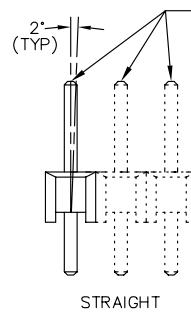
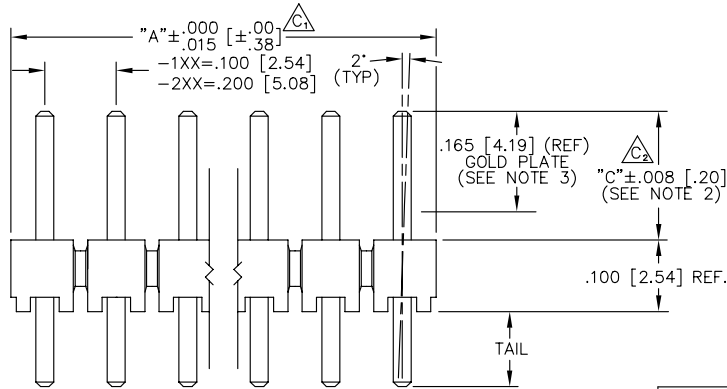
SHEET 1 OF 2

**TABLE 1**  
TERMINAL SPECIFICATIONS

TERMINAL SPEC	PIN #1	PIN #1 OAL	PIN #2	PIN #2 OAL	PIN #3	PIN #3 OAL
-05	T-1S6-21-XXX-2	.335 [8.51]	N/A	N/A	N/A	N/A
-06	T-1S6-18-XXX-2	.300 [7.62]	N/A	N/A	N/A	N/A
-07	T-1S6-07-XXX-2	.430 [10.92]	T-1S6-15-XXX-2	.630 [16.00]	T-1S6-10-XXX-2	.830 [21.08]
-08	T-1S6-08-XXX-2	.530 [13.46]	T-1S6-09-XXX-2	.730 [18.54]	T-1S6-11-XXX-2	.930 [23.62]
-09	T-1S6-09-XXX-2	.730 [18.54]	T-1S6-11-XXX-2	.930 [23.62]	T-1S6-20-XXX-2	1.130 [28.70]
-10	T-1S6-10-XXX-2	.830 [21.08]	T-1S6-12-XXX-2	1.030 [26.16]	T-1S6-13-XXX-2	1.230 [31.24]
-11	T-1S6-11-XXX-2	.930 [23.62]	T-1S6-20-XXX-2	1.130 [28.70]	T-1S6-19-XXX-2	1.330 [33.78]
-12	T-1S6-12-XXX-2	1.030 [26.16]	T-1S6-13-XXX-2	1.230 [31.24]	T-1S6-14-XXX-2	1.430 [36.23]
-13	T-1S6-13-XXX-2	1.230 [31.24]	T-1S6-14-XXX-2	1.430 [36.23]	N/A	N/A
-21	T-1S6-14-XXX-2	1.430 [36.23]	N/A	N/A	N/A	N/A
-22	T-1S6-15-XXX-2	.630 [16.00]	T-1S6-10-XXX-2	.830 [21.08]	T-1S6-12-XXX-2	1.030 [26.16]
-23	T-1S6-16-XXX-2	.445 [11.30]	N/A	N/A	N/A	N/A
-24	T-1S6-17-XXX-2	.480 [12.19]	N/A	N/A	N/A	N/A
-27	T-1S6-19-XXX-2	1.330 [33.78]	N/A	1.330 [33.78]	N/A	N/A
-28	T-1S6-20-XXX-2	1.130 [28.70]	T-1S6-19-XXX-2	N/A	N/A	N/A

- NOTES:
1. TERMINAL PUSHOUT FORCE: 3 LBS. MIN.
  2. HEIGHT VARIATION BETWEEN ANY TWO ROWS SHALL BE .005 [.13] MAX (R.A. TAIL N/A).
  3. ASSEMBLE GOLD PLATE END AS SHOWN.
  4. (C) REPRESENTS CRITICAL DIMENSION FOR STATISTICAL PROCESS CONTROL.
  5. TOW & SWAY SPEC. OF 2' APPLIES TO ALL POSITIONS, POST & TAIL, IN ALL DIRECTIONS.
  6. NOTE DELETED

ASSEMBLY INSTRUCTIONS



**TABLE 4**

FOR TAIL = .000 [.090 [2.29] MIN FOR -RA & -RE]  
(.110 [2.79] MIN FOR -NA & -NE)

LEAD STYLE	MAXIMUM STRAIGHT	MAXIMUM w/RA	MAXIMUM w/RE
-05	.235 [5.97]	N/A	N/A
-06	.200 [5.08]	N/A	N/A
-07	.330 [8.38]	.130 [3.30]	N/A
-08	.430 [10.92]	.230 [5.84]	.130 [3.30]
-09	.630 [16.00]	.430 [10.92]	.330 [8.38]
-10	.730 [18.54]	.530 [13.46]	.430 [10.92]
-11	.830 [21.08]	.630 [16.00]	.530 [13.46]
-12	.930 [23.62]	.730 [18.54]	.630 [16.00]
-13	1.130 [28.70]	.930 [23.62]	.830 [21.08]
-21	1.330 [33.78]	1.130 [28.70]	1.030 [26.16]
-22	.530 [13.46]	.330 [8.38]	.230 [5.84]
-23	.345 [8.76]	.145 [3.68]	N/A
-24	.380 [9.65]	.180 [4.57]	N/A
-27	1.230 [31.24]	1.030 [26.16]	.930 [23.62]
-28	1.030 [26.16]	.830 [21.08]	.730 [18.54]

TABLE 2		TABLE 3	
BODY SPECIFICATION		-XX	"B"
ROW/OPTION	USE BODY		
-S/-S-NA/-S-NE	HTSW-50-S-LCP	-RA	.060 [1.52]
-S-RA/-S-RE	HTSW-50-S-RA-LCP	-RE	.160 [4.06]
-D/-D-NA/-D-NE	HTSW-50-D-LCP		
-D-RA	HTSW-50-D-RA-LCP		
-T/-T-NA/-T-NE	HTSW-50-T-LCP		
-T-RA	HTSW-50-T-RA-LCP		
-Q	HTSW-50-T-LCP		

**PROPRIETARY NOTE**  
THIS DOCUMENT CONTAINS INFORMATION CONFIDENTIAL AND PROPRIETARY TO SAMTEC INC. AND SHALL NOT BE REPRODUCED OR TRANSFERRED TO OTHER DOCUMENTS OR DISCLOSED TO OTHERS OR USED FOR ANY PURPOSE OTHER THAN THAT FOR WHICH IT WAS OBTAINED WITHOUT THE EXPRESSED WRITTEN CONSENT OF SAMTEC INC.

HMTSW-XXX-XX-XXX-X-XXXX-XX-XX

**TERMINAL SPACE SPEC.**  
(SEE ASSEMBLY INSTR.)  
-1= .100 [2.54] (FILL EVERY POS.)  
-2= .200 [5.08] (FILL E/O POS. STARTING W/ 1st & ENDING W/ LAST POS. IN BODY)

**BODY LENGTH SPEC.**  
EXPRESSED IN # OF POS.  
-1: 01 THRU -50 (-S,-D,-T,-RA)  
01 THRU 50 (-S,-RE,-S-RA,-D-RA)  
\*A= NO. OF POS. x .100 [2.54]  
-2: 02 THRU -25 (-S,-D,-T,-RA)  
02 THRU -25 (-S,-RE,-S-RA,-D-RA)  
\*A= (NO OF POS. x .200 [5.08])-.100 [2.54]

**OPTION #2**  
-POLARIZATION SPEC.  
XXX INDICATES POS. TO BE OMITTED (SEE FIG. 2)

**OPTION #1**  
-BLANK= STRAIGHT  
-RA= RIGHT ANGLE (SEE TABLE 3 & FIG. 3)  
-RE= EXTENDED RIGHT ANGLE (SEE TABLE 3 & FIG. 3) (SINGLE ROW ONLY) (-07,-23,-24 N/A)  
-NA= RA OPTION WITH STRAIGHT OPTION BODY  
-NE= RE OPTION WITH STRAIGHT OPTION BODY  
-LC= LOCKING CLIP (USE LTC-01 FOR SGL. ROW & LTC-02 FOR DBL. ROW)  
-LL= LOCKING LEAD (SEE FIG 1) (N/A WITH -RE OPTION OR SINGLE ROW 1 OR 2 POSITION)  
(TAILS FROM .090 [2.29] TO .400 [10.16] ONLY)  
(N/A IN SINGLE ROW, 1 & 2 POSITIONS)  
-LA= -RA OPTION WITH -LL OPTION (SEE FIG 2 & 3) (N/A WITH OR SINGLE ROW 1 OR 2 POSITION)  
(TAILS FROM .090 [2.29] TO .310 [7.87] ONLY)  
POST = .530 [13.46] MAX.

**POST HEIGHT**  
XXXX = "C" (SEE TABLE 4)

**ROW SPECIFICATION (SEE TABLE #2)**  
-S: SINGLE  
-D: DOUBLE  
-T: TRIPLE  
-Q: TRIPLE ROW(FILL OUTER TWO ROWS)

**TERMINAL SPECIFICATION**  
SEE TABLE 1

**PLATING SPECIFICATIONS**  
-G: GOLD  
-T: TIN  
-S: SELECTIVE HEAVY GOLD  
-H: HEAVY GOLD  
-P: GOLD FLASHED PALLADIUM NICKEL (NOT AVAILABLE FOR -05 & -06 LEAD STYLES)  
-L: SELECTIVE LIGHT GOLD  
-F: FLASH SELECTIVE GOLD  
-E: EXTRA HEAVY GOLD  
-TL: TIN/LEAD (AVAILABLE ONLY ON LEAD STYLES -07, -08, & -09)  
-TM: MATTE TIN  
-SM: HEAVY SELECTIVE GOLD, MATTE TIN TAIL  
-LM: LIGHT SELECTIVE GOLD, MATTE TIN TAIL  
-FM: FLASH SELECTIVE GOLD, MATTE TIN TAIL  
-STL: HEAVY SELECT GOLD, TIN/LEAD TAIL

PLOT SCALE: 1 = .125

EXISPROD\ASSEMBLY\100  
HMTSW-AM

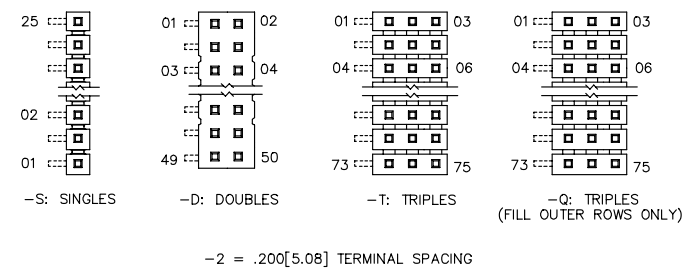
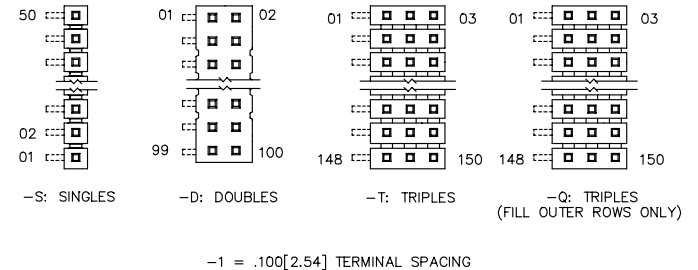
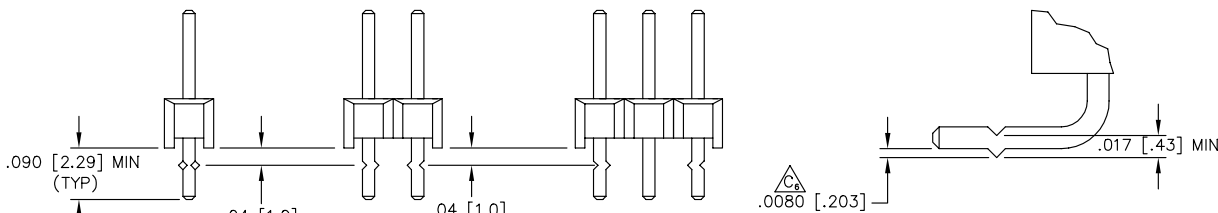
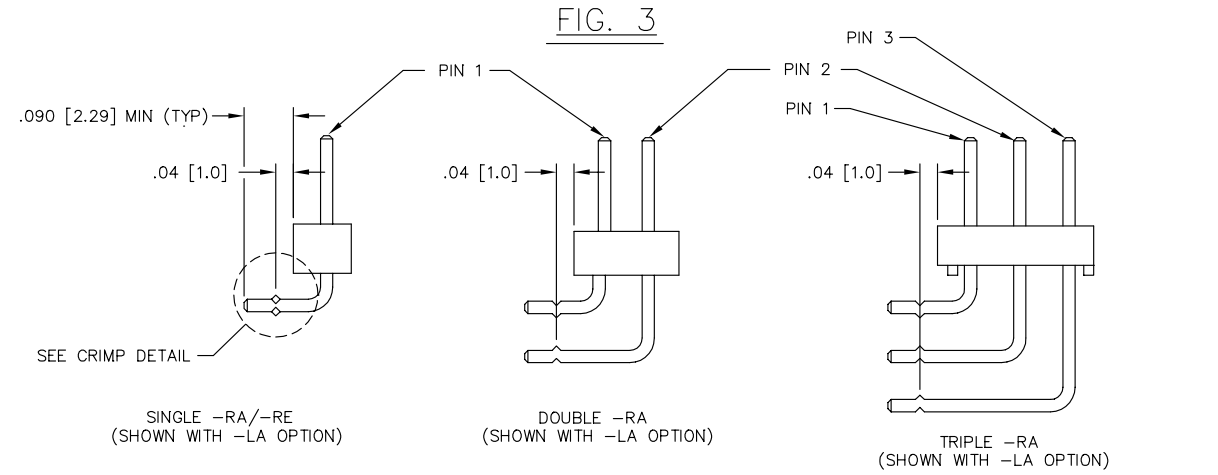
**samtec**

520 PARK EAST BLVD. NEW ALBANY, INDIANA 47150  
PHONE (812) 944-6733 P.O. BOX 1147  
CODE 55322

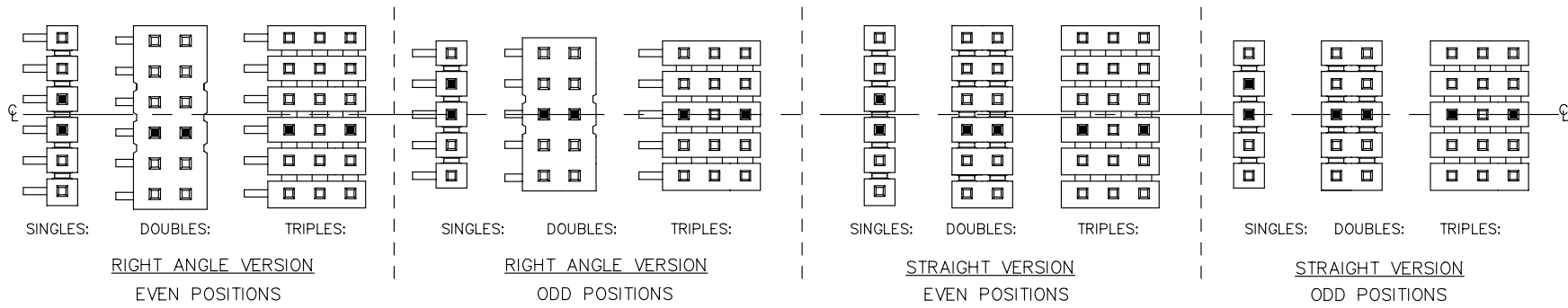
MADE BY: JORDAN 3-25-87

HMTSW-XXX-XXX-XXX-X-XXXX-XX-XX

SHEET 1 OF 2



POLARIZATION  
 (STRAIGHT & RA VERSIONS)  
 FIG. 2



LOCKING LEAD

■ = CRIMP LOCATION

FIG. 1

**PROPRIETARY NOTE**  
 THIS DOCUMENT CONTAINS INFORMATION CONFIDENTIAL AND PROPRIETARY TO SAMTEC INC. AND SHALL NOT BE REPRODUCED OR TRANSFERRED TO OTHER DOCUMENTS OR DISCLOSED TO OTHERS OR USED FOR ANY PURPOSE OTHER THAN THAT FOR WHICH IT WAS OBTAINED WITHOUT THE EXPRESSED WRITTEN CONSENT OF SAMTEC INC.



EXISPROD\ASSEMBLY\100 HMTSW-A2  
 520 PARK EAST BLVD. NEW ALBANY, INDIANA 47150  
 PHONE (812) 944-6733 P.O. BOX 1147  
 CODE 55322