


FASTECH SYSTEMS

SURFACE-MOUNT, FOUR-ROW, PIN & SOCKET CONNECTORS (963C)



FEATURES

- 32 pinouts per board-inch
- Surface-mount tail
- Available in 100-cavity size with either 92 or 100 cavities filled with contacts
- Available in 210-cavity size with 100, 184, or 200 cavities filled with contacts



TECHNICAL SPECIFICATIONS

General technical specifications for the 963C2 Connector can be found in the INTRODUCTION section, page 2.

CONNECTOR KEYING

More information on keying for the 963C Connector can be found in the INTRODUCTION section. Ordering information for keying hardware is in the ACCESSORIES section.

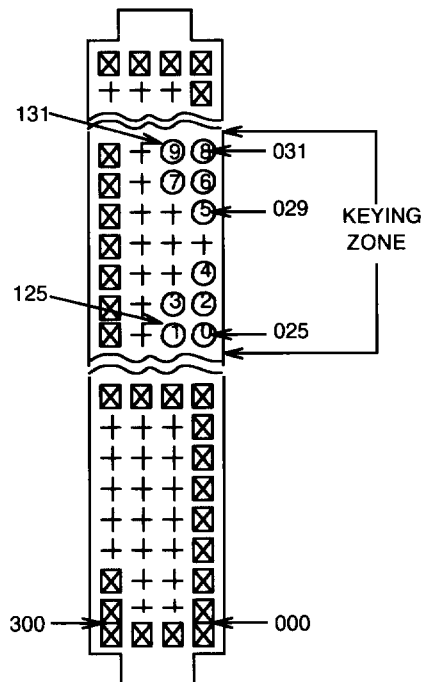


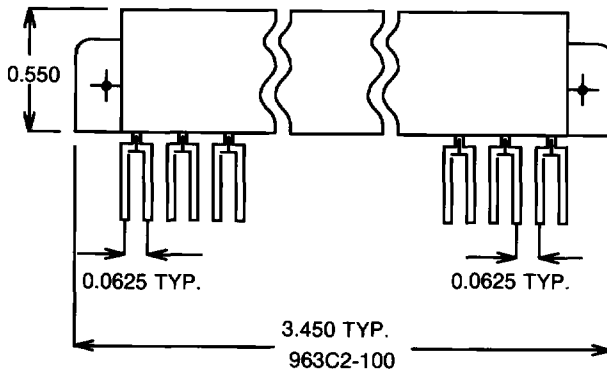
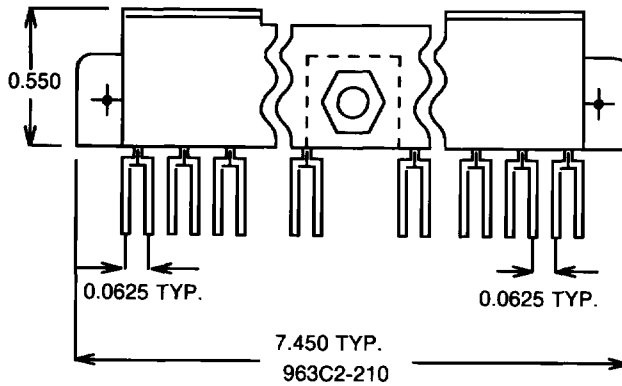
Figure 1. Contact Numbering and Keying Zone Designations

FASTECH SYSTEMS

(963C continued)

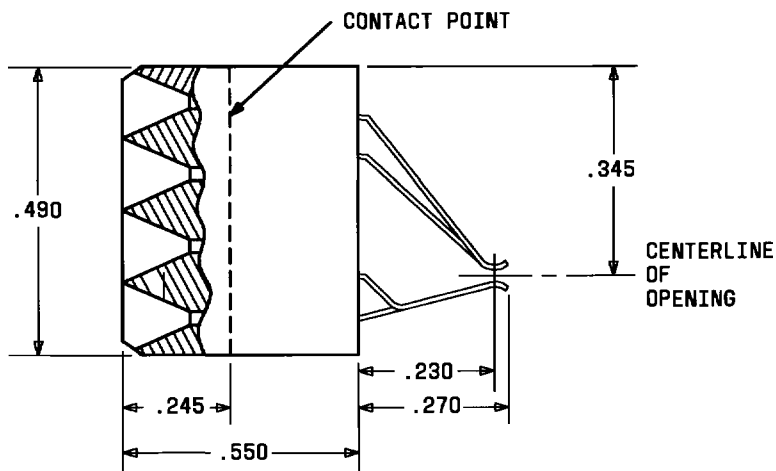
OUTLINE DIAGRAM

Dimensions are in inches.



FASTECH SYSTEMS

(963C continued)



ORDERING INFORMATION

Connector Code*	Rows Not Equipped with Contacts	Comcode (Individual)	Comcode (Bulk) [†]
963C2-100	None	104169610	104243373
963C2-100-92	0 and 24	104170923	104243381
963C2-210-100 [‡]	25 through 56	103628855	103673463
963C2-210-100B [‡] ,§	25 through 31	103818456	103904355
963C2-210-184 [‡]	0, 24 through 32, 56	103628863	103673471
963C2-210-200 [‡]	25 through 31	103555041	103622536
963C2-210-200B	25 through 31	Bulk Only	105683494
963C2-344	None	Bulk Only	104403670

* The code number following the first dash indicates the number of cavities in the insulator; the second code number indicates the number of cavities equipped with contacts.

[†] Packaged in trays.

[‡] Keying is available.

§ Columns 100 and 200 are not equipped with contacts.