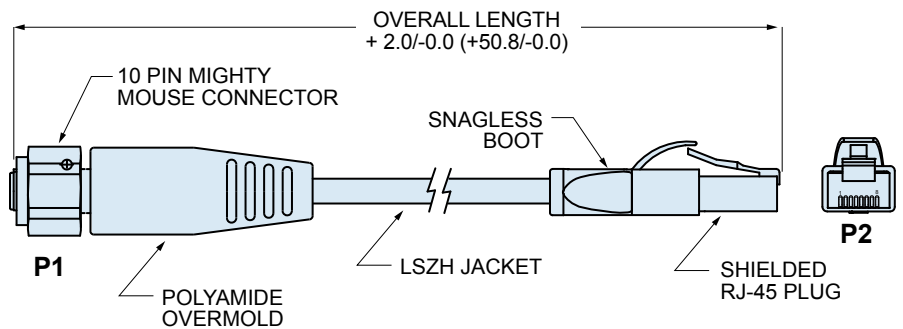


Series 80 Mighty Mouse Cat 5e Ethernet RJ-45 Cordsets



Cordset, Cat 5e RJ-45 to Mighty Mouse Connector


These Cat 5e cordsets have a standard shielded RJ-45 modular plug on one end and a ruggedized Mighty Mouse 10 pin plug on the other end. Low smoke zero halogen cable is UL VW-1 rated and RoHS compliant. Certified to TAI/EIA-568-B.2 . Cable has four #26 twisted pairs plus tinned copper braid shield. Mighty Mouse connector is overmolded with polyamide for strain relief and ingress protection. RJ-45 plug has molded snagless boot and 50 micrinches gold plating on contacts. 100% tested for continuity and insulation resistance. Operating temperature -20° C to +60° C.



P1 PINOUTS

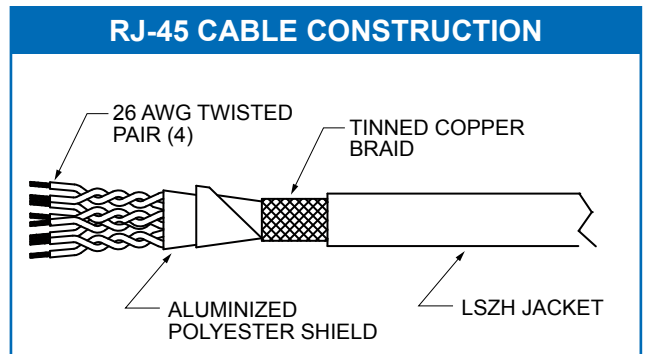
<p>PIN CONNECTOR</p>	<p>SOCKET CONNECTOR</p>
-----------------------------	--------------------------------

OPTIONAL COVER



RJ-45 MATERIALS AND FINISHES

RJ-45 Housing	Polycarbonate, clear, UL94V-0
RJ-45 Contacts	Phosphor bronze, 50 μinches gold over 100 μinches Ni plating
Cable Jacket	LSZH, black
RJ-45 Shield	Brass, nickel plated
RJ-45 Boot	LSZH thermoplastic








Dimensions in inches (millimeters) and are subject to change without notice.



Series 80 Mighty Mouse Cat 5e Ethernet RJ-45 Cordsets

MIGHTY MOUSE TO RJ-45 ETHERNET PLUG CORDSET

Sample Part Number					
801-029	B	MT	N	A	-36
Connector Series	Connector Type P1 Mighty Mouse	Shell Material / Finish P1 Mighty Mouse	Protective Cover P1	Shell Keying Position	Overall Length
 800-037 Series 800 Cordset, UNF Threaded Coupling, Hex Nut	A Plug, with Male Pin Contacts	M Aluminum / Electroless Nickel	P Metal Protective Cover, with Lanyard (for Mighty Mouse Connector)	Polarizing position depends on the connector series.	Overall Length In Inches
 801-029 Series 801 Cordset, Double-Start Threaded Coupling	B Plug, with Female Socket Contacts	NF Aluminum / Cadmium with Olive Drab	N No Covers Supplied	For Series 800 and 803: N (Normal), X, Y or Z	18 36 72 120
 803-012 Series 803 Cordset, Push-Pull With Bayonet Lock Coupling	C Receptacle, with Male Pin Contacts	ZNU Aluminum / Zinc-Nickel with Black Chromate		For Series 801 and 805: A (Normal), B, C, D	
 804-017 Series 804 Cordset, Quick-Disconnect Push-Pull	D Receptacle, with Female Socket Contacts	MT Aluminum / Nickel-PTFE		For Series 804: Omit (Leave Blank) for Single Master Key A (Normal), B, C, D	
 805-013 Series 805 Cordset, Tri-Start Threaded Coupling with Ratchet and Ground Spring		Z1 Stainless Steel / Passivated			

Dimensions in inches (millimeters) and are subject to change without notice.