

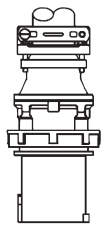
MaxGard® Interconnection Systems

30-400/600 Amp Plugs, Connectors, Receptacles, Inlets and Interlocked Receptacles

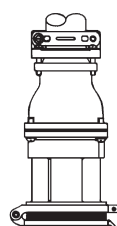
Ordering Information

All available voltage polarizations on pg. 20.

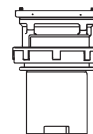
Maximum
600 VAC
250 VDC, Load
Breaking



Male Plug†



Female Connector*



Male Inlet†

Standard Ratings		Cat. No.	Std. Bushing I.D.**	Cat. No.	Std. Bushing I.D.**	Cat. No.
Poles Wires	Voltage					
30 Amp / 45*						
2P3W	125	DS3107MP000	7/8"	DF3107FP000	7/8"	DS3107MR000
2P3W	250	DS3207MP000	7/8"	DF3207FP000	7/8"	DS3207MR000
3P4W	125/250	DS3307MP000	1"	DF3307FP000	1"	DS3307MR000
3P4W	3Ø 480	DS3404MP000	1"	DF3404FP000	1"	DS3404MR000
4P5W	3ØY 277/480	DS3504MP000	1 1/16"	DF3504FP000	1 1/16"	DS3504MR000
60 Amp / 90*						
2P3W	250	DS6207MP000	1 3/16"	DF6207FP000	1 3/16"	DS6207MR000
3P4W	125/250	DS6307MP000	1 5/16"	DF6307FP000	1 5/16"	DS6307MR000
3P4W	3Ø 480	DS6404MP000	1 5/16"	DF6404FP000	1 5/16"	DS6404MR000
4P5W	3ØY 277/480	DS6504MP000	1 1/2"	DF6504FP000	1 1/2"	DS6504MR000
100 Amp / 150*						
2P3W	250	DS1207MP000	1 1/16"	DF1207FP000	1 1/16"	DS1207MR000
3P4W	125/250	DS1307MP000	1 3/16"	DF1307FP000	1 3/16"	DS1307MR000
3P4W	3Ø 480	DS1404MP000	1 3/16"	DF1404FP000	1 3/16"	DS1404MR000
4P5W	3ØY 277/480	DS1504MP000	2"	DF1504FP000	2"	DS1504MR000
200 Amp / 300*						
3P4W	3Ø 277/480	DS2304MP000	2 1/4"	DF2304FP000	2 1/4"	DS2304MR000
3P4W	3Ø 480	DS2404MP000	2 1/4"	DF2404FP000	2 1/4"	DS2404MR000
4P5W	3ØY 277/480	DS2504MP000	2 1/2"	DF2504FP000	2 1/2"	DS2504MR000
400 Amp / 600*						
3P4W	3Ø 277/480	DS4304MP000	3"	DF4304FP000	3"	DS4304MR000
3P4W	3Ø 480	DS4404MP000	3"	DF4404FP000	3"	DS4404MR000
4P5W	3ØY 277/480	DS4504MP000	3 1/4"	DF4504FP000	3 1/4"	DS4504MR000

* **Special Disconnect Service Ratings Available (Consult Factory)**
150% non-UL ratings (consult tech support) with separate disconnect service.

** Standard cable bushings shown. Additional sizes available, see page 26.

† Always furnished with screw collar. **We recommend cup cap with male inlet and male plug; order catalog number DS(X)CC.** (X) is the amperage 3=30, 6=60, 1=100, 2=200 & 4=400.

Boldface figures are for voltage assignment; **for different ratings see following pages.**

▼ Control contacts for plugs/receptacles: Use "K" where noted.
Ex: DS3104MR00K

◆ "F" Flap Cap style shown. "S" Screw Cover option also available.
ex: "DF_____" vs. "DS_____"

• 400 AMP plugs and connectors are supplied with cast aluminum handles.

Maximum Terminal Wire Size:

Rating	Max. Conductor Size AWG	Entrance Dia.
30	#8 AWG - 7 Strand or Flexible Conduit	.187"
60	#4 AWG - 7 Strand or Flexible Conduit	.302"
100	#0 AWG - 19 Strand or Flexible	.386"
200	#4/0 AWG - 19 Strand or Flexible	.625"
400	500MCM-37 Strand or Flexible	.937"

† Male Inlets: Mounted same as receptacle, all options available. See pg. 29.