

Series 804 Receptacles – Crimp Termination



In-Line
804-003-01



Rear Panel Jam Nut Mount
804-003-07



Front Panel Jam Nut Mount
804-003-00

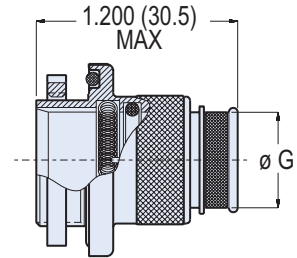
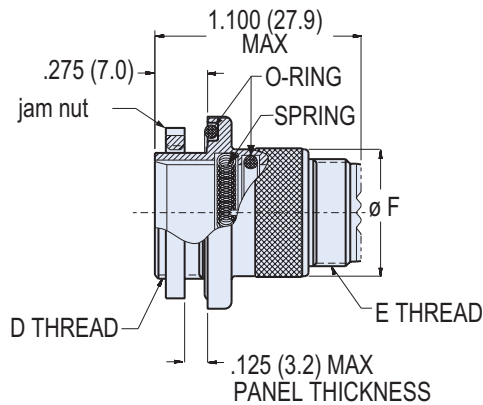
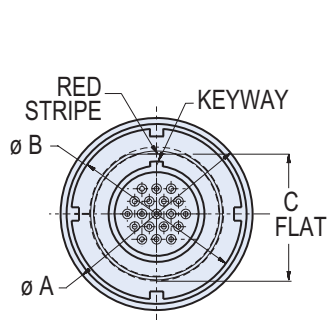
Integral Band Platform for direct attachment of a cable shield. Install a boot, or overmold a boot over the band platform. An accessory thread is available for attaching strain reliefs and backshells.

Three Shell Options: Jam nut with o-ring for front or rear panel mounting, or in-line receptacles for free-hanging cables.

HOW TO ORDER

Sample Part Number							
804-003	-01	M	7-10	P			
Series	Shell Style	Shell Material / Finish	Shell Size- Insert Arrangement	Contact Type	Shell Key Position		
<p>804-003 Receptacle with Banding Platform</p>	<p>-00 Jam Nut for Front Panel Mounting</p>	<p>C Aluminum / Black Anodize</p> <p>M Aluminum / Electroless Nickel</p> <p>NF Aluminum / Cadmium with Olive Drab Chromate</p> <p>ZN Aluminum / Zinc-Nickel with Olive Drab Chromate</p> <p>ZNU Aluminum / Zinc-Nickel with Black Chromate</p> <p>Z1 Stainless Steel / Passivated</p>	<p>5-3 3 #23 Contacts</p> <p>6-1 1 #16 Contact</p> <p>6-4 4 #23 Contacts</p> <p>6-7 7 #23 Contacts</p> <p>7-1 1 #12 Contact</p> <p>7-10 10 #23 Contacts</p> <p>8-13 13 #23 Contacts</p> <p>9-4 4 #16 Contacts</p> <p>9-19 19 #23 Contacts</p> <p>10-26 26 #23 Contacts</p> <p>12-2 2 #12 Contacts</p> <p>12-37 37 #23 Contacts</p> <p>14-55 55 #23 Contacts</p> <p>15-85 85 #23 Contacts</p>	<p>P Pin</p> <p>S Socket</p> <p>Standard #23 contacts accept #22 through #28 AWG wire. Special contacts for #26 to #30 AWG are available. Use the following contact codes to specify these contacts:</p> <p>G Pin #2630</p> <p>H Socket #2630</p>	<p>Omit for Single Master Key</p> <p>A Pos. A (Normal)</p> <p>B Pos. B</p> <p>C Pos. C</p> <p>D Pos. D</p>		
			<p>804-004 Receptacle with Accessory Thread</p>			<p>-01 In-Line for Free-Hanging Cable</p>	<p>#23 contacts are packaged with connectors. #16 and #12 contacts must be ordered separately.</p>
						<p>-07 Jam Nut for Rear Panel Mounting</p>	

Series 804 Receptacles – Jam Nut Rear Panel



Accessory Thread
804-004-07

Integral Band Platform
804-003-07

DIMENSIONS

Shell Size	Ø A		Ø B		C Flat		D Threads	E Threads	Ø F		Ø G	
	In.	mm.	In.	mm.	In.	mm.			In.	mm.	In.	mm.
5	.790	20.07	.660	16.76	.415	10.54	.4375-32 UN-2A	.2500-32 UNEF-2A	.450	11.43	.246	6.25
6	.830	21.08	.720	18.29	.467	14.40	.5000-32 UN-2A	.3125-32 UNEF-2A	.520	13.21	.286	7.26
7	.910	23.11	.835	21.21	.594	15.09	.6250-28 UN-2A	.4375-28 UNEF-2A	.580	14.73	.390	9.91
8	.955	24.26	.835	21.21	.594	15.09	.6250-28 UN-2A	.5000-28 UNEF-2A	.603	15.32	.442	11.23
9	1.000	25.40	.900	22.86	.655	16.64	.6875-28 UN-2A	.5625-24 UNEF-2A	.695	17.65	.500	12.70
10	1.085	27.48	.950	24.13	.721	18.31	.7500-28 UN-2A	.6250-24 UNEF-2A	.735	18.67	.564	14.33
12	1.180	29.97	1.080	27.43	.843	21.41	.8750-28 UN-2A	.6875-24 UNEF-2A	.880	22.35	.650	16.51
14	1.325	33.66	1.210	30.73	.968	24.59	1.0000-28 UN-2A	.9375-20 UNEF-2A	1.010	25.65	.805	20.45
15	1.390	35.31	1.280	32.51	1.029	26.14	1.0625-20 UN-2A	.9375-20 UNEF-2A	1.060	26.92	.850	21.59

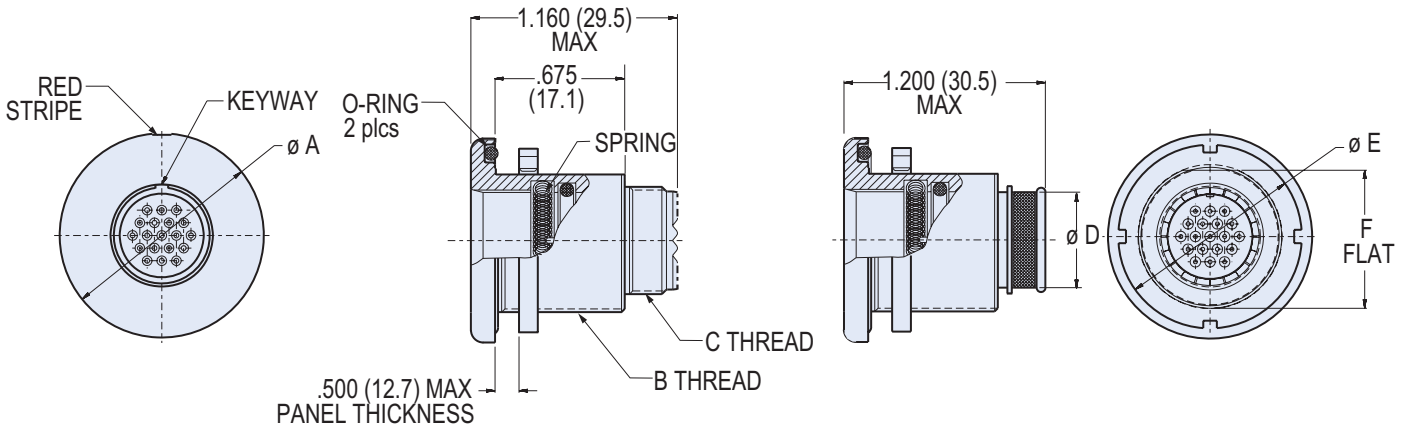
ALTERNATE KEY POSITIONS

Pos.	A°	B°
A	150°	210°
B	75°	210°
C	95°	230°
D	140°	275°

JAM NUT PANEL CUTOUT

Shell Size	A Flat		Ø B	
	In. ± .002	mm. ± 0.05	In.	mm.
5	.425	10.80	.448	11.38
6	.477	12.12	.510	12.95
7	.604	15.34	.635	16.13
8	.604	15.34	.635	16.13
9	.665	16.89	.695	17.65
10	.731	18.57	.760	19.30
12	.853	21.67	.885	22.48
14	.978	24.84	1.010	25.65
15	1.039	26.39	1.070	27.18

Series 804 Receptacles – Jam Nut Front Panel



Accessory Thread
804-004-00

Integral Band Platform
804-003-00

DIMENSIONS

Shell Size	Ø A		B Threads	C Threads	Ø D		Ø E		F Flat	
	In.	mm.			In.	mm.	In.	mm.	In.	mm.
5	.830	21.08	.5000-32 UN-2A	.2500-32 UNEF-2A	.246	6.25	.730	18.54	.470	11.94
6	.885	22.48	.6250-28 UN-2A	.3125-32 UNEF-2A	.286	7.26	.780	19.81	.530	13.46
7	.995	25.27	.6875-28 UN-2A	.4375-28 UNEF-2A	.390	9.91	.920	23.37	.663	16.84
8	.995	25.27	.6875-28 UN-2A	.5000-28 UNEF-2A	.442	11.23	.920	23.37	.663	16.84
9	1.075	27.31	.7500-28 UN-2A	.5625-24 UNEF-2A	.500	12.70	.970	24.64	.720	18.29
10	1.140	28.95	.8125-28 UN-2A	.6250-24 UNEF-2A	.564	14.33	1.040	26.42	.788	20.02
12	1.340	34.04	1.0000-28 UN-2A	.6875-24 UNEF-2A	.650	16.51	1.230	31.24	.970	24.64
14	1.390	35.31	1.0625-20 UN-2A	.9375-20 UNEF-2A	.805	20.45	1.280	32.51	1.020	25.91
15	1.450	36.83	1.1250-28 UN-2A	.9375-20 UNEF-2A	.850	21.59	1.340	34.04	1.093	27.76

G

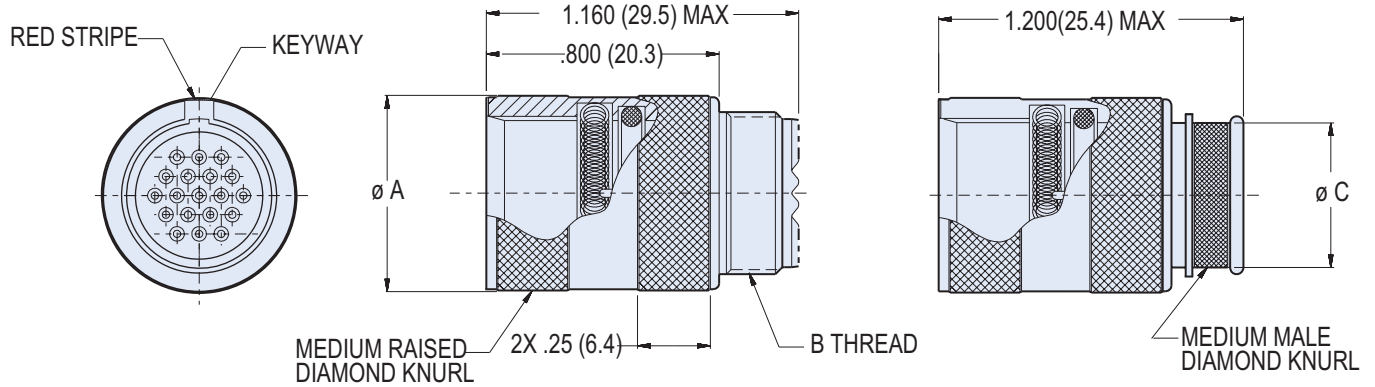
ALTERNATE KEY POSITIONS

Pos.	A°	B°
A	150°	210°
B	75°	210°
C	95°	230°
D	140°	275°

JAM NUT PANEL CUTOUT

Shell Size	A Flat		Ø B	
	In. ± .002	mm. ± 0.05	In.	mm.
5	.480	12.19	.510	12.95
6	.540	13.72	.575	14.61
7	.674	17.12	.698	17.73
8	.674	17.12	.698	17.73
9	.730	18.54	.760	19.30
10	.799	20.29	.822	20.88
12	.980	24.89	1.010	25.65
14	1.030	26.16	1.075	27.31
15	1.013	25.73	1.135	28.83

Series 804 Receptacles – In-Line



Accessory Thread
804-004-01

Integral Band Platform
804-003-01

DIMENSIONS					
Shell Size	Ø A		B Threads	Ø C	
	In.	mm.		In.	mm.
5	.450	11.43	.2500-32 UNEF-2A	.246	6.25
6	.520	13.21	.3125-32 UNEF-2A	.286	7.26
7	.580	14.73	.4375-28 UNEF-2A	.390	9.91
8	.603	15.32	.5000-28 UNEF-2A	.442	11.23
9	.695	17.65	.5625-24 UNEF-2A	.500	12.70
10	.735	18.67	.6250-24 UNEF-2A	.564	14.33
12	.880	22.35	.6875-24 UNEF-2A	.650	16.51
14	1.010	25.65	.9375-20 UNEF-2A	.805	20.45
15	1.060	26.92	.9375-20 UNEF-2A	.850	21.59

ALTERNATE KEY POSITIONS			
Pos.	A°	B°	
A	150°	210°	
B	75°	210°	
C	95°	230°	
D	140°	275°	