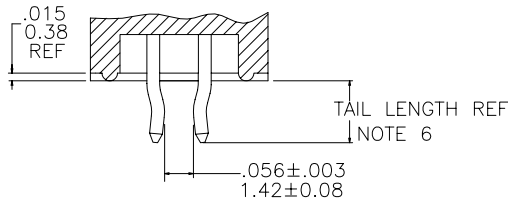
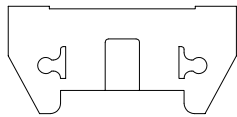


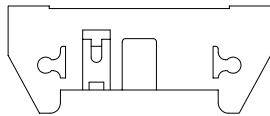
PRODUCT NUMBER
SEE TABLE



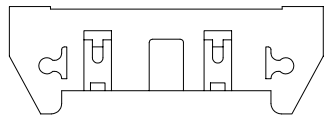
SECTION R-R
SCALE 3/1



2x5
STYLE A



2x7
STYLE C



2 X 8 & LARGER
STYLE D

NOTES:

- ①. PLASTIC MATERIAL: (SEE TABLES)
30% GLASS FILLED,
FLAME RETARDANT PER UL-94-V0
- ②. LATCH: (SEE TABLES)
STANDARD LATCH: - COLOR TO MATCH HOUSING.
(USED WITH FEMALE QUICKIE WITH STRAIN RELIEF)
LO PROFILE LATCH: - COLOR TO MATCH HOUSING.
(USED WITH FEMALE QUICKIE WITHOUT STRAIN RELIEF)
- ③. PIN MATERIAL: PHOS BRONZE.
4. 3 LBS/1.36 KG MIN PIN RETENTION.
5. PACKAGING:
* THE STANDARD METHOD OF PACKAGING IS IN TRAYS.
* "G" AT THE END OF THE PART NUMBER INDICATES
TAPE AND REEL "G-PAX".
- ⑥. PART NUMBER WITH "R" AT THE END WILL INDICATE RETENTIVE TAILS.
(ONLY TAIL LENGTH OF .120 AND .150).
FOR PRODUCT SIZES OF 2X14 AND SMALLER, THE CENTER TWO COLUMNS
OF PINS ARE TO BE KINKED; FOR PRODUCT SIZES OF 2X15 AND GREATER,
THE SECOND AND THIRD COLUMNS OF PINS IN EACH END ARE TO BE KINKED.
- ⑦. PART SIZE 2 X 5 (10 POSITION) ONLY HAS ONE SLOT ON
THE REAR WALL.
- ⑧. ADD "LF" SUFFIX AT THE END OF PART NUMBER FOR LEAD FREE OPTION.
9. THE HOUSING WILL WITHSTAND EXPOSURE TO 260°C PEAK TEMPERATURE
FOR 15 SECONDS IN A WAVE SOLDER APPLICATION WITH A 1.5mm
MINIMUM THICK CIRCUIT BOARD. SEE APPLICATION NOTES/PROCEDURES
IF THEY ARE AVAILABLE.
- ⑩. IF "LF" P/N THE PRODUCT MEETS EUROPEAN UNION DIRECTIVES AND OTHER
COUNTRY REGULATION AS DESCRIBED IN GS-22-008.
- ⑪. PLATING OPTIONS:
MAY BE EITHER GOLD OR GXT PLATED AT MANUFACTURER'S OPTION.



FCIconnect.com

Copyright FCI

mat'l. code		surface ISO 1302 ✓		tolerance ISO 406 ISO 1101		projection INCH/MM		product family HEADERS	
ltr	ecn	no	dr	date	tolerances unless otherwise specified				
H					angles	.XX±.01/.3		title	
					linear	.XXX±.005/.13		EJECT HEADER ASS'Y	
					0°±2'	.XXXX±.0020/.051		SEA-HORSE, 4 WALL	
			dr	M. FETROW	8/16/96	scale 1.5:1		dwg no	
			enr	L. FYE	8/16/96	FCI		sheet 2 of 3	
			chr	L. FYE	8/16/96			72310	
			appd	L. FYE	8/16/96			A3	
sheet index		revision sheet		type Product Customer Drawing					

PRODUCT NO.

723

M

L

X

ZZ

T

LF

PLASTIC MAT'L NOTE 1	
1	BLACK PCT HIGH TEMP
2	BLUE PBT
3	GRAY PBT

PLATING NOTE 11	
A	30u"/0.76u Au OR GXT DUPLEX
B	30u"/0.76u GXT OR Au DUPLEX
G	15u"/0.38u DUPLEX
1	30u"/0.76u Au GOLD OR GXT
5	30u"/0.76u GXT OR Au
6	15u"/0.38u GXT OR Au
7	UNPLATED/DUPLEX
9	15u"/0.38u Au GOLD OR GXT

TAIL LENGTH	
1	.105/2.67
2	.120/3.05
5	.150/3.81
6	.200/5.08
7	.675/17.15

LEAD FREE OPTION
NOTE 8

LATCH STYLE NOTE 2	
0	NO LATCH
1	STANDARD LATCH
2	LO PROFILE LATCH

	POSITIONS	DIM A	DIM B	DIM D	HDR. STYLE
10	2 x 5	1.260/32.00	.400/10.16	1.100/27.94	A
14	2 x 7	1.460/37.08	.600/15.24	1.300/33.02	C
16	2 x 8	1.560/39.62	.700/17.78	1.400/35.56	D
20	2 x 10	1.760/44.70	.900/22.86	1.600/40.64	D
24	2 x 12	1.960/49.78	1.100/27.49	1.800/45.72	D
26	2 x 13	2.060/52.34	1.200/30.48	1.900/48.26	D
30	2 x 15	2.260/57.40	1.400/35.56	2.100/53.34	D
34	2 x 17	2.460/62.48	1.600/40.64	2.300/58.42	D
36	2 x 18	2.560/65.02	1.700/43.18	2.400/60.96	D
40	2 x 20	2.760/70.10	1.900/48.26	2.600/66.04	D
44	2 x 22	2.960/75.18	2.100/53.34	2.800/71.12	D
50	2 x 25	3.260/82.80	2.400/60.96	3.100/78.74	D
60	2 x 30	3.760/95.50	2.900/73.66	3.600/91.44	D



FCIconnect.com

Copyright FCI

mat'l. code		surface ISO 1302 ✓	tolerance ISO 406 ISO 1101	projection 	product family HEADERS
ltr	ecn no dr	date		tolerances unless otherwise specified	title
H				angles linear .XX±.01/.3 INCH/MM	EJECT HEADER ASS'Y SEA-HORSE, 4 WALL
				0°±2' .xxx±.005/.13 scale 1.5:1	dwg no sheet 3 of 3 size
		dr	M. FETROW	8/16/96	72310 A3
		enr	L. FYE	8/16/96	
		chr	L. FYE	8/16/96	
		appd	L. FYE	8/16/96	
sheet index	revision sheet				type Product Customer Drawing

form: A3