



# DELAY ON OPERATE-FIXED RELAY OUTPUT

1600

## FEATURES:

- AC/DC Input
- Up to 10 A Loads
- CMOS Digital Design
- Built to MIL-R-83726 Environmentals

## ELECTRICAL SPECIFICATIONS:

**Timing Range:** 50 ms to 600s

**Tolerance:** ±10% or 10 ms whichever is greater

**Repeatability:** ± 1%

**Recycle Time:** 10 ms (DC input), 50ms (AC input)

**Recovery Time:** 10ms (DC input), 50ms (AC input)

**Input data voltage:** 18 to 31 V dc, 105 to 125 VAC 400 Hz

**Current Drain:**

	DC, 10 A	AC or DC, 4 A
Current Drain at 25°C at 28 Volts DC	135 mA maximum	1-pole: 100mA maximum; 2-pole: 150mA maximum; 3 and 4 pole: 200mA maximum

## Output Data:

Contact Rating at 30 Volts DC	10 A Resistive 5 A Inductive	4 A Resistive 1 A Inductive
Contact Rating at 115 Volts, 400 Hz	5 A Resistive 3 A Inductive	2 A Resistive 1 A Inductive

## ENVIRONMENTAL SPECIFICATIONS:

**Temperature Range:** -55°C to +85°C or -55°C to +125°C.

**Vibration:** 20 G's, 10 to 2000 Hz.

**Shock:** 50 G's, 11 ±1 milliseconds duration.

**Insulation resistance:** 1000 megohms at 500 volts DC, all terminals to case.

**Dielectric strength:** 1000 volts RMS, 60 Hz at sea level, all terminals to case.

**Sealing:** Hermetic, 1.3 inches mercury.

**Life:** 100,000 operations minimum.

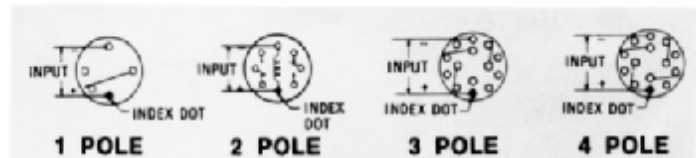
**Weight:** 4 A unit: 4.5 oz. max.  
10 A unit: 8.5 oz. max.

## OPTIONS:

- Extended time delays
- Tighter tolerances
- Modified header and mounting
- 115 VAC 60 Hz Input



## WIRING DIAGRAM



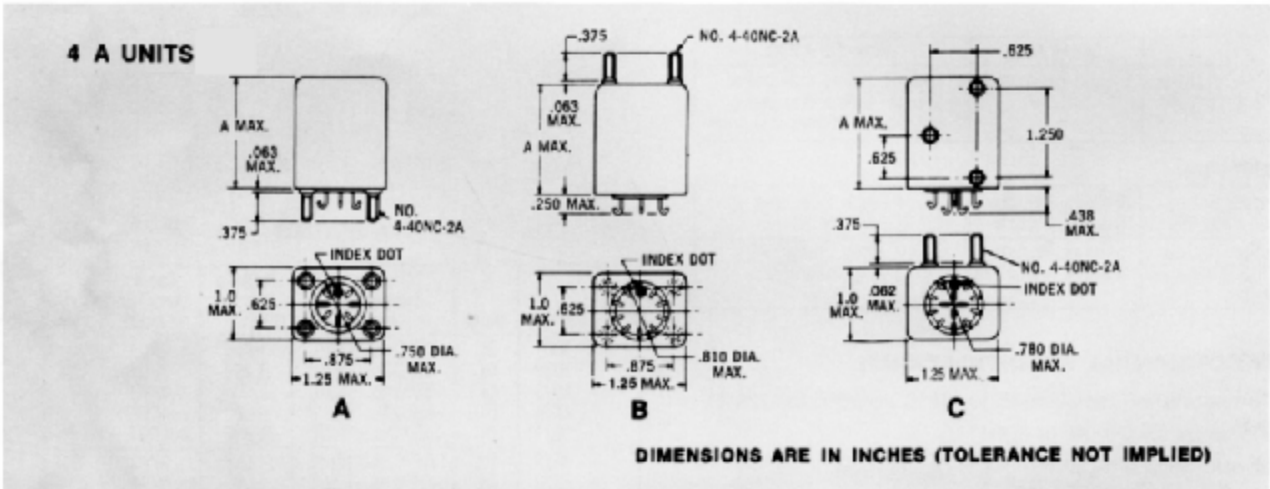
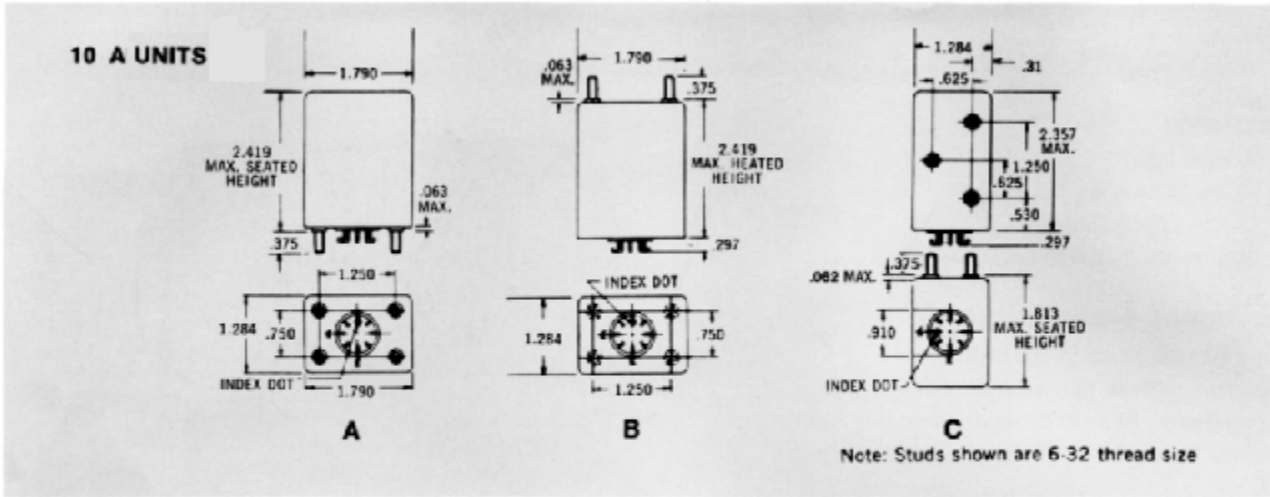
## 4A SERIES

Series	Input	Temperature Range	Housing Length (Dim. "A")	Contact Arrangement
1601	DC	-55°C to +85°C	1.656	1PDT
1602	DC	-55°C to +85°C	1.656	2PDT
1603	DC	-55°C to +85°C	2.00	3PDT
1604	DC	-55°C to +85°C	2.00	4PDT
1621	DC	-55°C to +125°C	1.656	1PDT
1622	DC	-55°C to +125°C	1.656	2PDT
1623	DC	-55°C to +125°C	2.00	3PDT
1624	DC	-55°C to +125°C	2.00	4PDT
1651	AC	-55°C to +85°C	2.00	1PDT
1652	AC	-55°C to +85°C	2.00	2PDT
1653	AC	-55°C to +85°C	2.375	3PDT
1654	AC	-55°C to +85°C	2.375	4PDT
1671	AC	-55°C to +125°C	2.00	1PDT
1672	AC	-55°C to +125°C	2.00	2PDT
1673	AC	-55°C to +125°C	2.375	3PDT
1674	AC	-55°C to +125°C	2.375	4PDT

## 10A SERIES

1610	DC	-55°C to +85°C	2.419	1PDT
1620	DC	-55°C to +85°C	2.419	2PDT

## MECHANICAL SPECIFICATIONS



## HOW TO ORDER:

The part number for a Hi-G Time Delay Module consists of three elements: The series number (from the Table), a letter signifying mounting style, and the timing code number. The timing code number consists of four digits and gives the time in milliseconds. The first three digits are the significant figures and the last digit is the number of zeros following the significant figures; thus 50 milliseconds would be coded 0500, 1.1 seconds would read 1101, and 1 minute (60 seconds) would be 6002.

A typical part number for an adjustable timing module is 1622-C-1102; this is a DC unit in the  $-55^{\circ}\text{C}$  to  $+125^{\circ}\text{C}$  temperature range with a 2PDT contact arrangement, in a Style C mounting, and with a time delay of 11 seconds.

### Example:

**Hi-G Part Number**

1622 — C — 1102

SERIES ——— MOUNTING ——— TIMING CODE