REVISION U

DO NOT SCALE FROM THIS PRINT

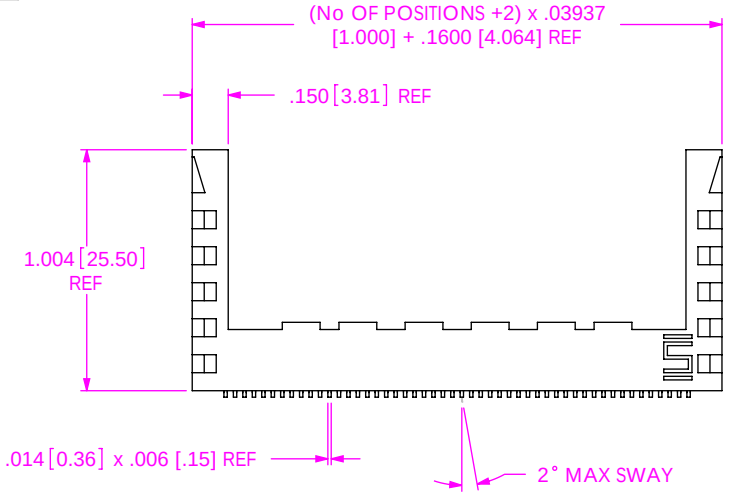

TABLE 1		
CARD	"A"	"B"
-01	.038 [0.97]	.102 [2.59]
-02	.072 [1.83]	.132 [3.35]

MB1-1XX-XX-XX-S-XX-XX-X

No OF POSITIONS
-20, -30, -40, -50

LEAD STYLE
-01

PLATING SPECIFICATION
-S: SELECTIVE GOLD (USE C-116-02-S)
-L: SELECTIVE LIGHT GOLD (USE C-116-02-L)
-F: SELECTIVE FLASH GOLD (USE C-116-02-F)
-SM: SELECTIVE GOLD (USE C-116-02-S) W/ MATTE TIN TAILS
-LM: SELECTIVE LIGHT GOLD (USE C-116-02-L) W/ MATTE TIN TAILS
-FM: SELECTIVE FLASH GOLD (USE C-116-02-F) W/ MATTE TIN TAILS

ROW SPECIFICATION
-S: SINGLE ROW

CARD THICKNESS
-01: .031 THICK CARD (USE MB1-XX-S-T-XX-X)
-02: .062 THICK CARD (USE MB1-XX-S-S-XX-X) [SEE TABLE 1]

SOLDER LOCKS
-A1: FOR .031 BOARD (USE MB1-XX-S-X-A1-X) [SEE TABLE 3]
-SL : FOR .062 BOARD (USE MB1-XX-S-X-SL-X)

OPTION
-N: (USE MB1-XX-S-X-XX-N)

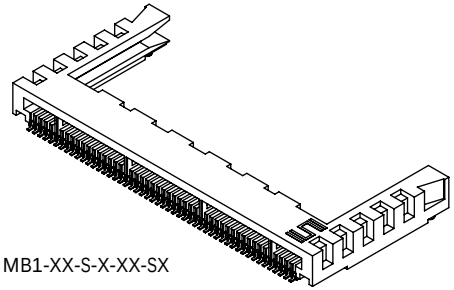

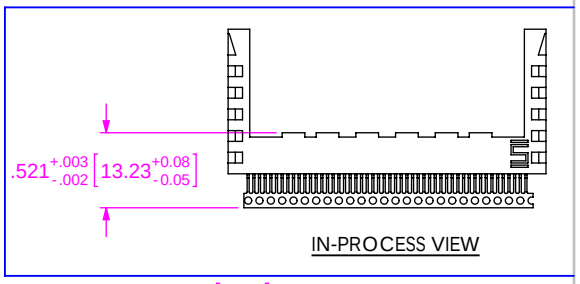

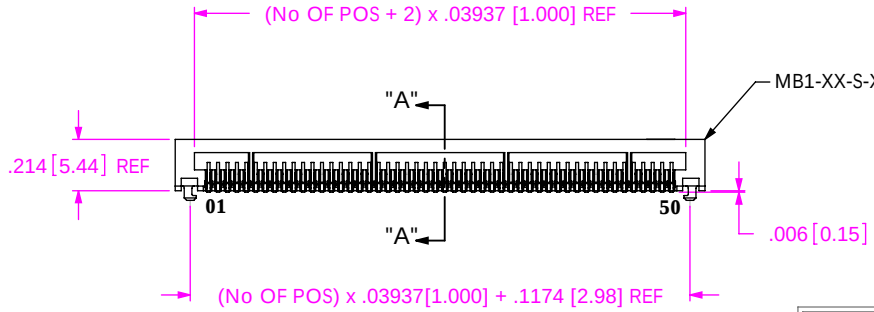

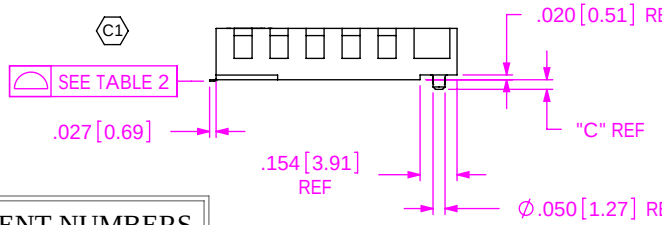

TABLE 3	
STYLE	"C"
-A1	.035[0.89]
-SL	.050[1.27]

U

PATENT NUMBERS
6159045

TABLE 2	
No. OF POS	MAX COPLANARITY
20 - 39	.004 [.10]
40 - 50	.006 [.15]

NOTES:

1. ⟨C⟩ REPRESENTS A CRITICAL DIMENSION.
2. THIS NOTE WAS DELETED.
3. BURR ALLOWANCE: .0015 MAX.
4. MAXIMUM CUT FLASH: .010.
5. MINIMUM PUSHOUT FORCE: .5 LB.
6. THIS NOTE WAS DELETED.
7. ARMLESS VERSION TO USE TUBE NUMBER PT-1-24-02-38 AND 2 PT-07 PLUGS. ARMED VERSION TO USE TUBE NUMBER PT-1-24-04-51 AND 2 TP-13 PLUGS.

PACKAGING VIEW
(SEE NOTE 7)

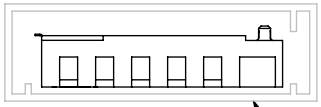

PT-1-24-04-51

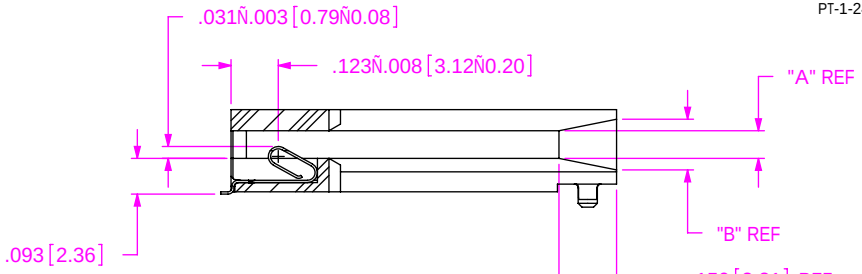

SECTION "A"-"A"
SCALE 2 : 1

UNLESS OTHERWISE SPECIFIED, DIMENSIONS ARE IN INCHES.
TOLERANCES ARE:
DECIMALS .XX: ±.01 .XXX: ±.005 .XXXX: ±.0020
ANGLES 2°

PROPRIETARY NOTE
THIS DOCUMENT CONTAINS INFORMATION CONFIDENTIAL AND PROPRIETARY TO SAMTEC, INC. AND SHALL NOT BE REPRODUCED OR TRANSFERRED TO OTHER DOCUMENTS OR DISCLOSED TO OTHERS OR USED FOR ANY PURPOSE OTHER THAN THAT WHICH IT WAS OBTAINED WITHOUT THE EXPRESSED WRITTEN CONSENT OF SAMTEC, INC.

samtec
520 PARK EAST BLVD, NEW ALBANY, IN 47150
PHONE: 812-944-6733 FAX: 812-948-5047
e-Mail: info@SAMTEC.com code: 55322

MATERIAL: DO NOT SCALE DRAWING SHEET SCALE: 1.25:1
BODY: VECTRA E130i
COLOR: BLACK
CONTACT: BeCu, 190 XHM

DESCRIPTION: 1mm MINI-CARD GUIDE

DWG. NO. MB1-1XX-XX-XX-S-XX-XX-X

BY: JEREMYW 03-19-99 SHEET 1 OF 2

F:\dwg\misc\mktg\MB1-1XX-XX-XX-S-XX-XX-X-MKT.SLDDRW

REVISION U

-N OPTION
(ALL DIMS SAME EXCEPT AS SHOWN)

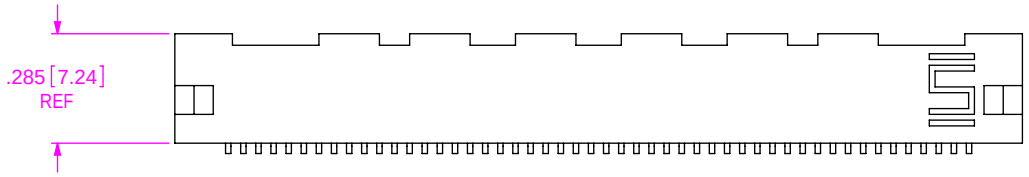

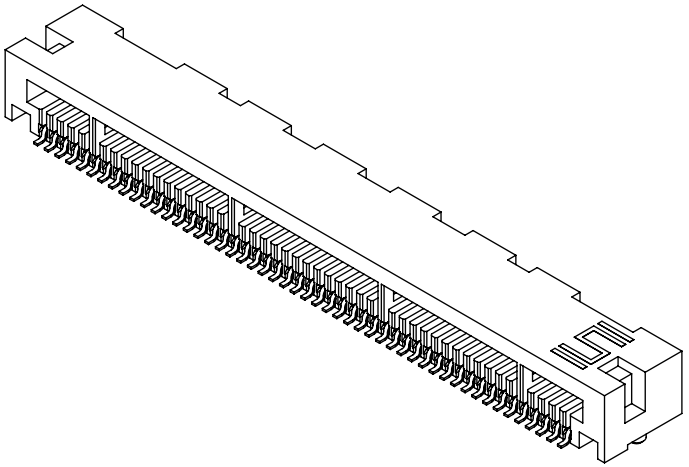

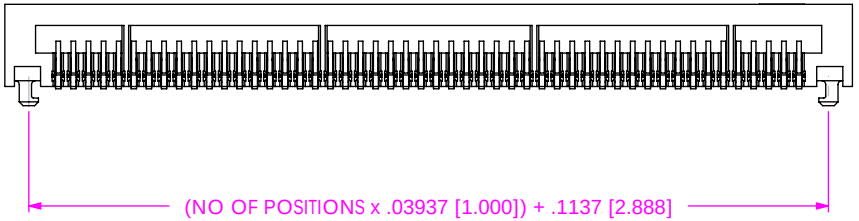

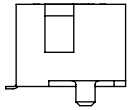

PACKAGING VIEW
(SEE NOTE 7)

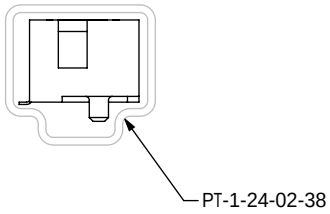

IN-PROCESS VIEW [-N OPTION]

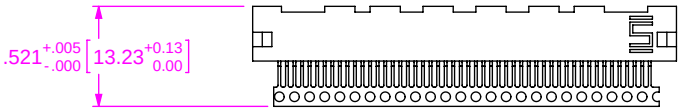

F:\dwg\misc\mktg\MB1-1XX-XX-XX-S-XX-XX-X-MKT.SLDDRW

PROPRIETARY NOTE
THIS DOCUMENT CONTAINS INFORMATION CONFIDENTIAL AND PROPRIETARY TO SAMTEC, INC. AND SHALL NOT BE REPRODUCED OR TRANSFERRED TO OTHER DOCUMENTS OR DISCLOSED TO OTHERS OR USED FOR ANY PURPOSE OTHER THAN THAT WHICH IT WAS OBTAINED WITHOUT THE EXPRESSED WRITTEN CONSENT OF SAMTEC, INC.

DO NOT SCALE DRAWING

SHEET SCALE: 2:1

samtec
520 PARK EAST BLVD, NEW ALBANY, IN 47150
PHONE: 812-944-6733 FAX: 812-948-5047
e-Mail: info@SAMTEC.com code: 55322

DESCRIPTION:
1mm MINI-CARD GUIDE

DWG. NO.
MB1-1XX-XX-XX-S-XX-XX-X

BY: JEREMYW 03-19-99