[1] New 10Amp version just added, document update pending.

SCHURTER

CG Line Filter • AC Inlet • On/off Line Switch – Integral or Remote • Series Parallel Voltage Selector • Interchangeable Fusedrawer for 1/4 x 1 1/4" or 5 x 20mm Fuses



Standard or Medical Filter

- For cold connections 65° C, Protection Class I (with ground pin). Qualifies for use in equipment according to IEC 950, IEC 664 Installation Category I & II.
- Integral DPST on/off line switch in-rush max., 70A 3-4ms, followed by continuous current 5A, on/off cycles 10,000 acc. to EN 61058-1 or DPST switch with remote mechanical pushbutton in-rush max., 36A <5ms, followed by continuous current 6A, on/off cycles, 10,000 acc. to EN 0630/IEC 65
- For attenuation graphs, see pages 66-71
- For materials, options and accessories, see page 30
- For further description see unfiltered KG, page 42

UL	recognition	1A-6A/250V[1]	File #E72928
CSA	certification	1A-6A/250V[1]	File #LR72559
VDE	approval	1A-6A/250V[1]	File #58824
SEMKO	approval	1A-6A/250V[1]	File numbers on request
SEV	approval	1A-6A/250V[1]	

1-pole switch

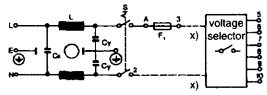

1-pole switch with bowden cable

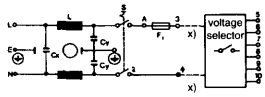

2-pole switch with or without bowden cable

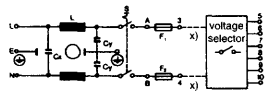

x) Connections to be made by customer

Optional accessory cable for voltage selector wiring shown on page 43

Standards: UL 1283; CSA C22.2/8; DIN/VDE 0565; IEC 320/C14; EN 60320. Fusedrawer meets tool-only accessibility requirements of medical standards IEC 601-1, BS5724 part 1, DIN/VDE 0750 part 1.

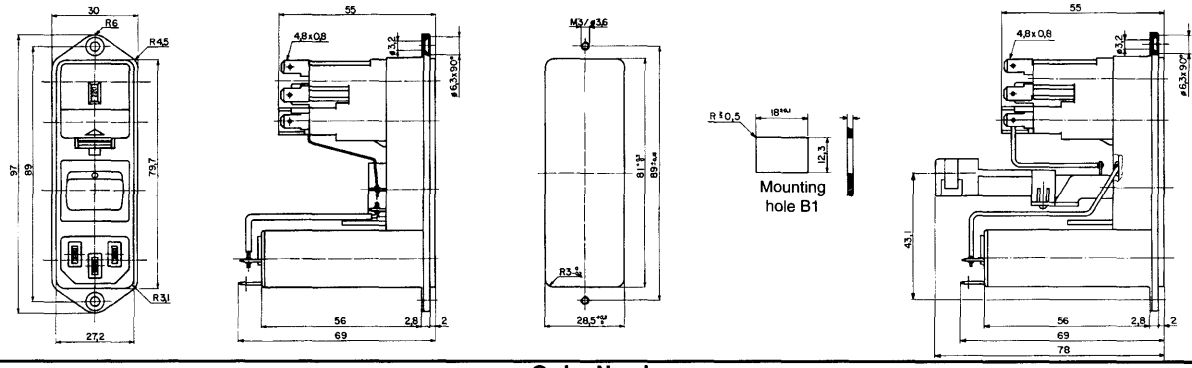

Order Numbers

Three order numbers are needed to specify the CG, complete with casing, voltage selector insert and fusedrawer. For example:

1. CG10.6101.151 = Casing for screw mounting with internal connections and 2-pole protection
2. 4305.0048.01 = Voltage Selector Insert with markings 100, 120, 220, 240
3. 4305.0001 = Fusedrawer with 2-pole protection for 5 x 20mm fuses

Casing with standard RFI filter

CG without Bowden cable 1-pole fusing	CG without Bowden cable 2-pole fusing	CG with Bowden cable 1-pole fusing	CG with Bowden cable 2-pole fusing	In (A) Ta 45°C*	Un (V)	Max. leakage current @ 250V / 50 Hz	Cx2 (nF)	Cy (nF)	L (mH)	Test voltage L, N	Test voltage E	Test voltage L N
CG16.5101.151	CG10.6101.151	CG15.6199.151	CG10.6199.151	1A	up to 250V max. 50/60 Hz	< 0.5 mA	68	2.2	10	2 kV 50Hz 2sec.		1625V DC 2 sec.
CG26.5101.151	CG20.6101.151	CG25.6199.151	CG20.6199.151	2A		< 0.5 mA	68	2.2	4			
CG36.5101.151	CG30.6101.151	CG35.6199.151	CG30.6199.151	4A		< 0.5 mA	68	2.2	1.5			
CG46.5101.151	CG40.6101.151	CG45.6199.151	CG40.6199.151	6A		< 0.5 mA	68	2.2	0.8			
CG66.5101.151	CG60.6101.151	-	-	10A		< 0.5 mA	68	2.2	0.3			

* VDE Tamb 40°C; Values of fuses (time-lag): Isi ≤ In : Operable at 400 Hz (increase leakage current by factor 8 at 250V and 4 at 125V)

Order numbers for voltage selector insert and fusedrawer shown on page 43.

Bowden Cables are supplied in standard or custom length. Please see page 40 for ordering instructions.

Casing with medical RFI filter (low leakage)

CG w/o Bowden Cable 2-pole fusing	CG w/Bowden Cable 2-pole fusing	Voltage Selector	In (A) Tamb 45°C*	Un (V)	Max. leakage current @ 250 V / 50 Hz	Cx2 (nF)	L (mH)	Test voltage L,N	Test voltage E	Test voltage L N
CGG0.6101.151	CGG0.6199.151	series-parallel	1A	up to 250V max. 50 / 60 Hz	< 5 µA	68	10	2 kV 50 Hz 2 sec.		1625V DC 2 sec.
CGA0.6101.151	CGA0.6199.151	series-parallel	2A		< 5 µA	68	4			
CGC0.6101.151	CGC0.6199.151	series-parallel	4A		< 5 µA	68	1.5			
CGE0.6101.151	CGE0.6199.151	series-parallel	6A		< 5 µA	68	0.8			
CGL0.6101.151	-	series-parallel	10A		< 5 µA	68	0.3			

* VDE Tamb 40°C

Order numbers for voltage selector inserts and fusedrawers shown on page 43.