



DIP and D Subminiature Jumpers

Features:

- Aries offers a wide array of DIP/D Subminiature jumper configurations and wiring possibilities for all your programming needs.
- Reliable, electronically tested solder connections.
- Cable is potted to provide strain relief.
- Protective covers are also provided on headers.
- 10-color cable allows for easy identification and tracing.
- 9 pin "D" connector available with 8 or 14 pin header.
- 15 pin "D" connector available with 14 or 16 pin header.
- 25 pin "D" connector available with 24 pin header.
- 37 pin "D" connector available with 40 pin header.
- 50 pin "D" connector available with two 24 pin headers.
- Consult factory for jumper lengths under 2.000 [50.80].

HEADER Specifications:

- Header body is red UL 94-HB Glass-filled Nylon. Consult factory for UL 94V-0 rated material.
- Header pins are Brass, 1/2 hard.
- Header pin plating is 10µ [.25µm] min. Gold per MIL-G-45204 over 50µ [1.27µm] min. Nickel per QQ-N-290.

D-SUBMINIATURE CONNECTOR SPECIFICATIONS:


- Insulator is UL 94V-0 flame-retardant thermoplastic.
- Contacts are Copper Alloy.
- Contact plating is 100µ [2.54µm] min. Gold over Nickel.

CABLE SPECIFICATIONS:

- Insulation is UL Style 2697 Polyvinyl Chloride (PVC).
- Laminate is clear PVC, self-extinguishing.
- Conductors are 28 AWG, 7/36 strand, Tinned Copper per ASTM B 33.
- Current rating=1 Amp @ 10°C [50°F] above ambient.
- Voltage rating=300 Volts.
- Temperature rating=176°F [80°C].
- Capacitance=13.0 pf/ft. [42.7pf/meter] nominal @1 MHz.
- Crosstalk: 10' sample, 5 ns rise time with 2 lines driven. Near end=4.7%; Far end=4.3% nominal.
- Propagation delay=1.5 ns/ft. [4.9 ns/meter] nominal.
- Insulation resistance=1010 Ohms (10 ft. [3 meters] min.).

Mounting Considerations:

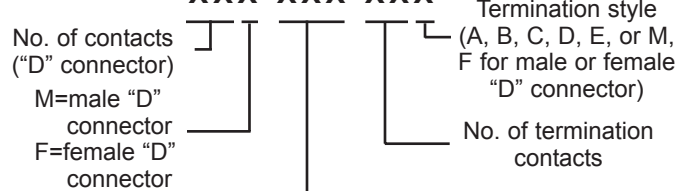
- Suggested PCB hole size=.033 ± .002 [.86 ± .05].



Note: Aries specializes in custom design and production. In addition to the standard products shown on this page, special materials, platings, sizes, and configurations can be furnished, depending on quantities. Aries reserves the right to change product specifications without notice.

ORDERING INFORMATION

XXX-XXX-XXX



Cable length in inches:

"D" to DIP=2" [50.80mm] min/.Ex: 2" = -.002/- 2.5" = -.002.5-
 "D" to "D"=3" [76.20mm] min/.Ex: 3" = -.002/- 3.5" = -.003.5-

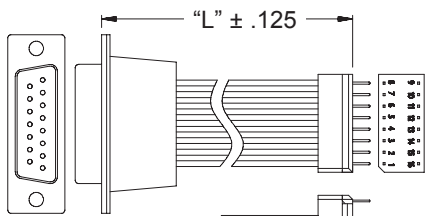
HEADER DETAIL



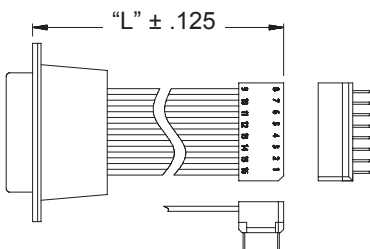
All tolerances ± .005 [.13] unless otherwise specified

ALL DIMENSIONS: INCHES [MILLIMETERS]

Numbers shown pin side for reference only.

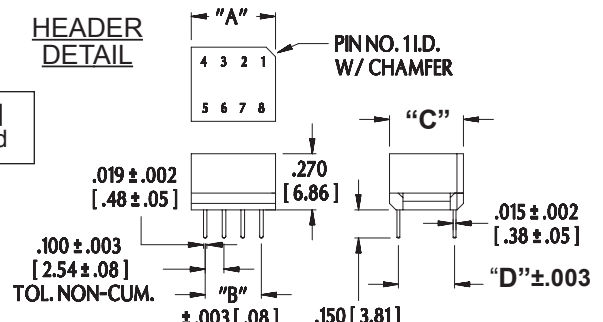


STYLE A



STYLE B

See Data Sheet 11017 for other configurations and additional information.



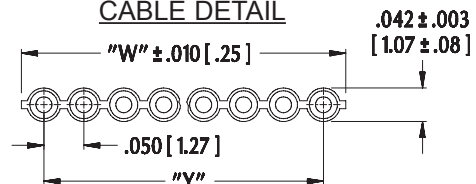
"A"=(NO. OF PINS PER ROW X .100 [2.54]) + .095 [2.41]

"B"=(NO. OF PINS PER ROW - 1) X .100 [2.54]

"C"=.390 8-16 PIN DIP; .690 24-48 PIN DIP

"D"= .300 8-16 PIN DIP; .600 24-48 PIN DIP

CABLE DETAIL



"W"=(NO. OF CONDUCTORS X .050 [1.27]) + .005 [.08]

"Y"=(NO. OF CONDUCTORS - 1) X .050 [1.27]

ARIES
 ELECTRONICS, INC.
<http://www.arieselec.com> • info@arieselec.com

NORTH AMERICA
 Frenchtown, NJ USA
 TEL: (908) 996-6841
 FAX: (908) 996-3891



UK/IRELAND/GB
 TEL: +44 870 240 0249
 FAX: +44 1653 690980
uking@arieselec.com

EUROPE/MAINLAND/HOLLAND
 TEL: +31 78 615 94 65
 FAX: +31 78 615 43 11
europa@arieselec.com

11016 REV.D