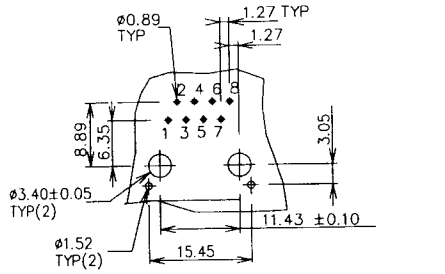

P. C. B. HOLE PATTERN VIEWED FROM TOP.

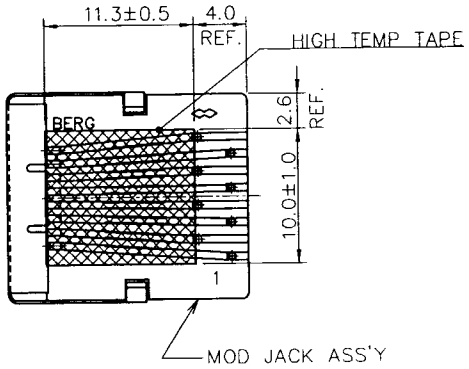

NOTES:

1. RECOMMENDED P.C.B THICKNESS 1.20 MM
2. HOUSING MAT'L: HIGH TEMPERATURE PLASTIC, UL94V-0, COLOR: BLACK
3. CONTACTS: PHOS BRONZE ALLOY UNS-C51000, ø0.460 DIA, ROUND WIRE, PLATING: SEE TABLE.
4. METAL SHELL MATERIAL: Ni-Ag-Cu ALLOY, 0.20MM THICK.
5. PACKAGING PER GES-14-361, USING TUBE.
6. DATE CODE BY JET PRINTING IS REQUIRED ON THIS LOCATION.

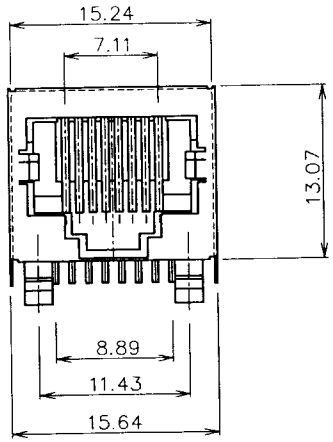

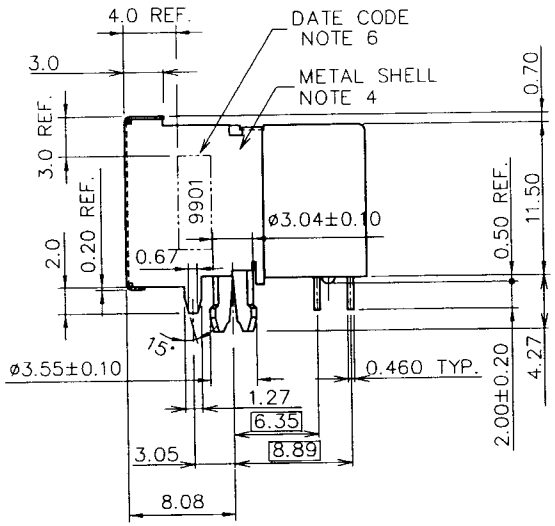

PRODUCT NO.	NO. OF POSITION	LOADED POSITION
63224-X88	8	ALL POS.
63224-X86		2,3,4,5,6,7
63224-X84		3,4,5,6

PLATING CODE X	PLATING
0	30u" GXT
1	15u" GOLD
3	30u" GOLD
5	50u" GOLD

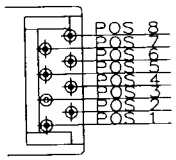

POS. NO. CONFIGURATION

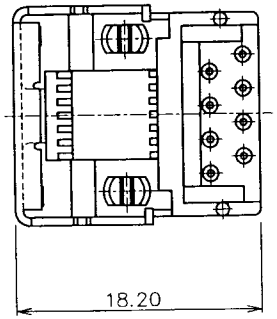

mat'l code				tolerance unless otherwise specified			CUSTOMER COPY	BERG ELECTRONICS
rev.	ecn no.	dr	date	linear	.0 ± 0.25			
A	T80576	JSR	12/17/98		.00 ± 0.15		projection	title LOW PROFILE PCB III 8 POS. SEMI-SHIELDED MOD JACK, CUSTOMER SPECIAL
B	T90032	M W	01/25/99		.000± 0.05			
				angles	± 2'			
				dr	ARUONG JUANG	08/20/98	unit mm/inch	product family MOD JACK / code TWN
				engr	TONY CHIEN	08/20/98		
				chr	TONY CHIEN	08/20/98	scale 2.5/1	size A3 / dwg no. 63224 / sheet 1 OF 1
				appd	JENN TSAO	08/20/98		
sheet	revision	B						
index	sheet	1						

Tous droits strictement reservés. Reproduction ou communication a des tiers int sous quelque forme que ce soit sans autorisation ecrite du propietaire. propiete de c BERG ELECTRONICS. droits de reproduction BERG ELECTRONICS by

All rights strictly reserved. Reproduction or issue to third parties in any for whatever is not permitted without written authority from the proprietor. Property of c BERG ELECTRONICS. Copyright BERG ELECTRONICS by