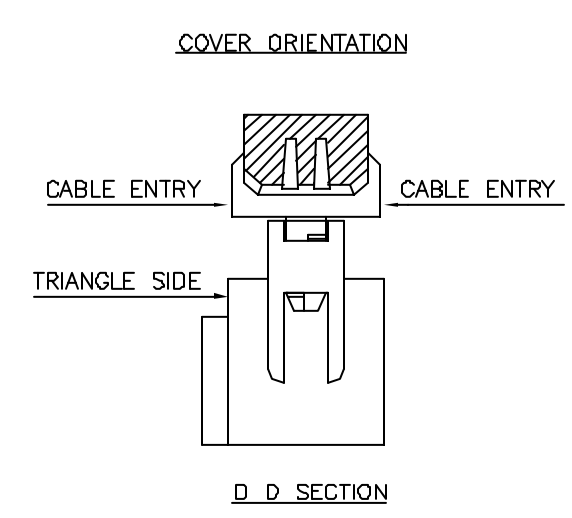
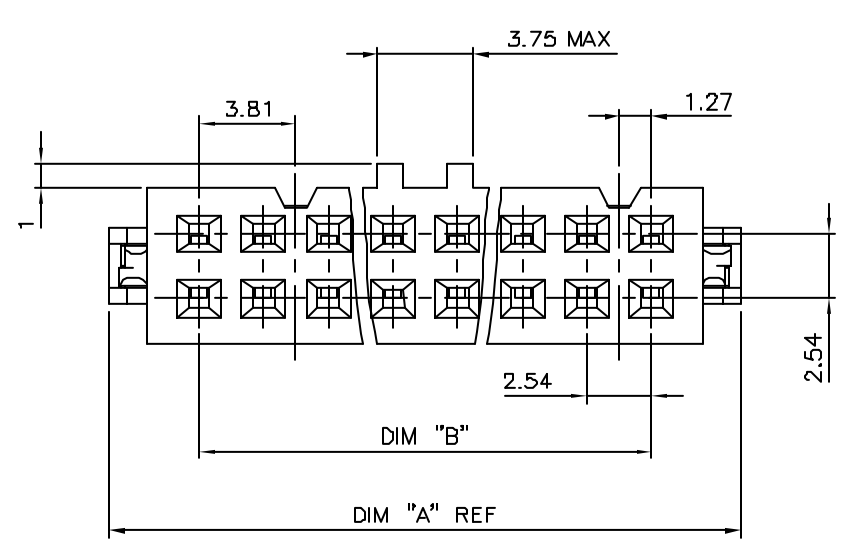


PRODUCT NUMBER
71602-YXXLF

- LEAD FREE, SEE NOTE 5
- TOTAL NB OF POSITION 04 TO 64 SEE SHEET 2
- OPTIONAL STRAIN RELIEF SEE SHEET 2

TRIANGLE INDICATES POSITION 1

LEFT POLARIZING SLOT SEE TABLE

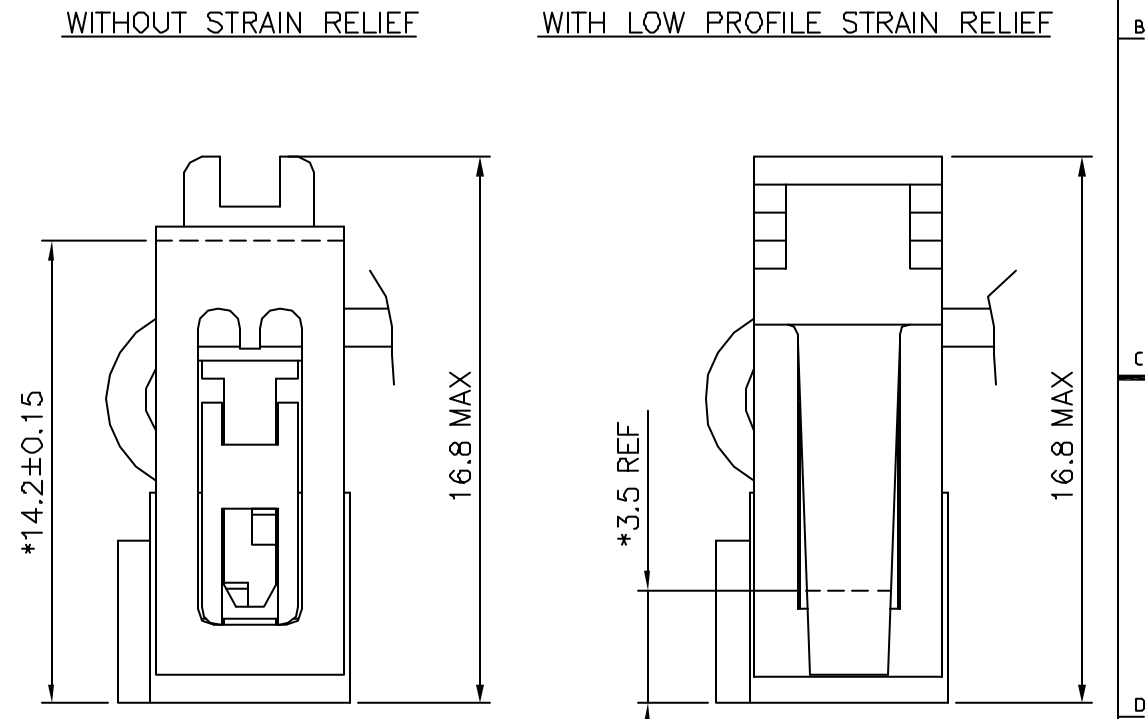
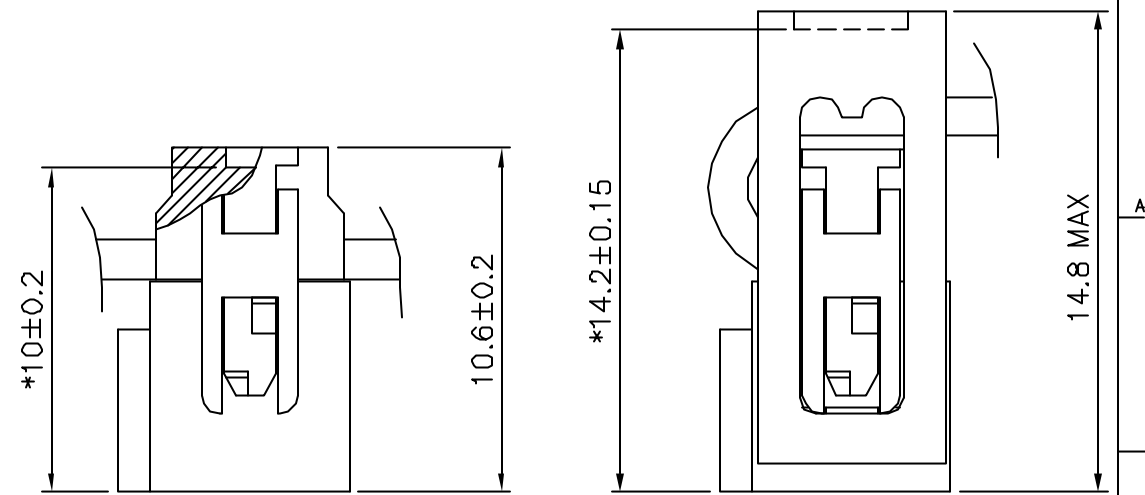


- NOTES:**
- MATERIAL: BASE AND COVER: 30% GLASS FILLED POLYESTER FLAME RETARDANT PER UL-94-V0 COLOUR GREY STRAIN RELIEF: UNREINFORCED THERMOPLASTIC FLAME RETARDANT PER UL-94-V0 COLOUR GREY CONTACT: PHOSPHOR BRONZE
 - PLATING: - CONTACT AREA 0.76µm GOLD - REMAINDER 1.27µm Ni
 - TRIANGLE NOT MOLDED-IN ON 2x2 AND 2x3 POSITIONS WITH CENTRAL KEY
 - PRODUCT PACKAGED IN TUBES.
 - THIS PRODUCT MEETS EUROPEAN UNION DIRECTIVES AND OTHER COUNTRY REGULATIONS AS PER GS-22-008. PACKAGING SPECIFICATION AS PER GS-14-920.

mat'l code	surface	tolerance	projection	product family
SEE NOTES	ISO 1302	ISO 416 ISO 1101		QKIE FEM
Ltr ecn no dr date	tolerances unless otherwise specified		mm	title
AB F06-027 LMU 06.08.25	angles	Linear	mm	QUICKIE III FEM 0.76µm Au
V V11892 DLE 01.08.10			scale 5:1	dwg no sheet 1 of 2 size
W F10566 DLE 01.10.24 dr P. NIZZI 98.02.08				71602 Az
X F03019 DLE 03.01.23 engr JM PHAMVAN 98.02.09				type CUSTOMER Drawing
Y F03099 DLE 03.04.24 chr P. NIZZI 98.02.09				
AA F06-027 LMU 06.09.12 app JMP 98.02.09				
sheet revision AB Y				
index sheet 1 2				

Copyright FCI

PRODUCT NUMBER	SIZE	DIM "A"	DIM "B"	DIM "C"	DIM "S"	SLOT STYLE
71602-X04LF	2x 2	9.54	2.54	9.46	5.66	NO SLOT
71602-X06LF	2x 3	12.08	5.08	12.00	8.20	RIGHT IF NO KEY
71602-X08LF	2x 4	14.62	7.62	14.54	10.74	RIGHT IF NO KEY
71602-X10LF	2x 5	17.16	10.16	17.08	13.28	RIGHT SLOT
71602-X12LF	2x 6	19.70	12.70	19.62	15.82	RIGHT SLOT
71602-X14LF	2x 7	22.24	15.24	22.16	18.36	RIGHT SLOT
71602-X16LF	2x 8	24.78	17.78	24.70	20.90	2 SLOTS
71602-X18LF	2x 9	27.32	20.32	27.24	23.44	2 SLOTS
71602-X20LF	2x 10	29.86	22.86	29.78	25.98	2 SLOTS
71602-X24LF	2x 12	34.94	27.94	34.85	31.06	2 SLOTS
71602-X26LF	2x 13	37.48	30.48	37.40	33.60	2 SLOTS
71602-X30LF	2x 15	42.56	35.56	42.48	38.68	2 SLOTS
71602-X34LF	2x 17	47.64	40.64	47.56	43.76	2 SLOTS
71602-X40LF	2x 20	55.26	48.26	55.18	51.38	2 SLOTS
71602-X44LF	2x 22	60.34	53.34	60.26	56.46	2 SLOTS
71602-X50LF	2x 25	67.96	60.96	67.88	64.08	2 SLOTS
71602-X60LF	2x 30	80.66	73.66	80.58	76.78	2 SLOTS
71602-X64LF	2x 32	85.74	78.74	85.66	81.86	2 SLOTS



AFTER TERMINATION SIDE VIEW OF ASSEMBLY (* LATCHING DIM ON HEADER)

71602-7YYLF		●			●	712 724
71602-6YYLF	●				●	612 624
71602-5YYLF		●		●		504 512 524
71602-4YYLF		●		●		
71602-3YYLF		●	●			304
71602-2YYLF	●			●		204 212 224
71602-1YYLF	●			●		
71602-0YYLF	●		●			004
PRODUCT NUMBER	WITH CENTRAL KEY	WITHOUT CENTRAL KEY	STANDARD STRAIN RELIEF	WITHOUT LOW PROFILE STRAIN RELIEF	LATCHING	DASHES NOT AVAILABLE

mat'L code	surface	tolerance	projection	product family
	ISO 1302	ISO 416 ISO 1101	mm	QKIE FEM
title	QUICKIE III FEM			
scale	0.76µm Au			
dwg no	71602			
type	CUSTOMER Drawing			
sheet index	revision sheet			