
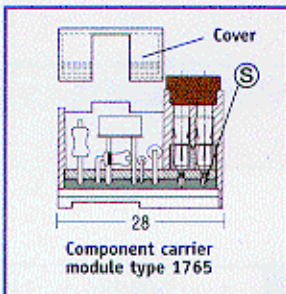
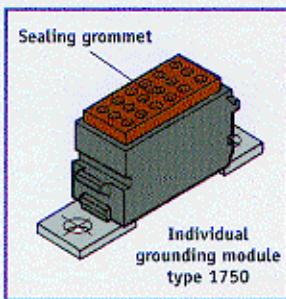




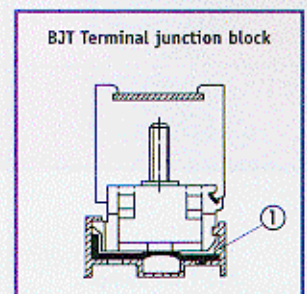
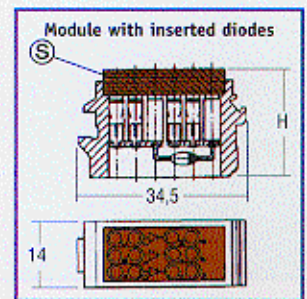
TERMINAL JUNCTION MODULES WITH FAST AND SEALED TERMINATIONS TYPES 1750 - 1765

SECTION 1'

- UTE/NF C93-462 STANDARD - Type HL 105
- VERY HIGH DENSITY CONTACT POINTS, wired with standardized tools.
- Crimp contacts © sizes 22 - 20 - 16 - 12 and 10, from AWG 22 to 10. UTE/NF L 53-105 - NAS 1749 - EN 3155-016 Standards
- QUICK ACTION: Modules assembled and disassembled, whether in sections or on the whole length of the rail, without special tools.
- Sealing of modules is assured by a patented overmoulded grommet.
- Points of contacts are identified alphabetically on the hermetic sealed grommet.
- Contact layouts are indicated with a white line symbolizing electrical circuits.
- Numerous interconnection schematics available in all sizes.
- METALLIC or COMPOSITE rails (with 60% weight reduction).
- AIR LB modules type 1750 are assembled on the same rail with feedback modules, heterogeneous modules with inserted diodes, component carrier module, grounding modules and terminal junction blocks (BJT).
- Mixed sizes and layouts are available.
- Each module has a reference tag holder for easier identification.



Type 1750 designed and manufactured by AIR LB was the subject of UTE/NF C 93-462 model HL 105 Standard



1 MODULE INSERTION

- (a) Module guide
- (a') Positioning for (a)
- (b) Fixing
- (b') Interlocking guide for (b)
- (c) Module locking device
- (c') Rail locking device

2 MODULE EXTRACTION

- (f) Extraction tool position

Identification 130382 000 98

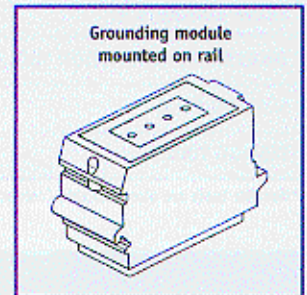
Sealing plug

RAIL
001751 *** **

1 Metallic rail
6 Composite rail

00 Composite rail or anodized metallic rail
07 Cadmium plated metallic rail

Number of modules
Metallic: 01 - 02 - 03 etc...
Composite: 05 - 10 - 15 - and 20 modules



295 Kesmark
Dollard-des-Ormeaux,
Quebec, Canada H9B 3J1
Tel.: (514) 421-2153
Fax: (514) 421-3408
www.air-lb.ca

FEEDBACK MODULES suitable for sizes 22 - 20 - 16 - 12 - 10, heterogeneous, grounding, component carrier,
(Modules with inserted diodes and P.C.B. contacts (Printed circuit board) - Consult AIR LB)

36 Contacts - Size 22 16,6 g. - H 19,5 (34,5 x 14)	18 Contacts - Size 20 8,5 g. - H 19 (34,5 x 14)	10 Contacts - Size 16 18 g. - H 24,5 (34,5 x 14)	8 Contacts - Size 12 19 g. - H 24,5 (34,5 x 14)	Grounding module
001755 101 02	001755 201 02	001755 301 02	001755 401 02	24 g. H 21,8 36 size 22 001758 101 02
001755 102 02	001755 202 02	001755 302 02	001755 402 02	28 g. H 24,8 18 size 20 - without marking 001758 201 02
001755 103 02	001755 203 02	001755 303 02	001755 403 02	28 g. H 24,8 18 size 20 001758 202 02
001755 104 02	001755 204 02	001755 304 02	Heterogeneous modules	26 g. H 24,8 18 size 20 001758 212 02
001755 105 02	001755 205 02	001755 305 02		25 g. H 26,8 10 size 16 001758 301 02
001755 106 02	001755 206 02	001755 306 02	18 g. H 24,5 1 x (1 size 12 + 7 size 20) 001755 502 02	26 g. H 26,8 8 size 12 001758 401 02
001755 107 02	001755 207 02	001755 307 02	17 g. H 24,5 1 x (2 size 12 + 14 size 20) 001755 503 02	34 g. H 26,8 1 x (2 size 12 + 14 size 20) 001758 501 02
001755 211 02	001755 208 02	Component carrier modules type 1765 (34,5 x 28) several schematics available	19 g. H 24,5 1 x (2 size 12 + 2 size 16) 001755 504 02	Grounding module on rail 18 Contact - Size 20 17,8 g. - H 19
001755 212 02	001755 209 02		19 g. H 26,2 1 x (1 size 10 - 3 size 16 + 8 size 20) 001755 505 02	

	SIZE 22	SIZE 20	SIZE 16	SIZE 12
CRIMP CONTACTS ®	001104 100 02	001104 200 02	001104 300 02	001104 400 02
INSERTION / EXTRACTION TOOLS*	001104 100 25	001112 200 25	001112 300 25	001112 400 25
SEALING PLUG	001109 100 38	001109 200 42	001109 300 40	001109 400 41
TESTING TOOL	001111 100 02	001111 200 02	001111 300 02	001111 400 02

*Metallic tools are also available (contact connection colours)

TECHNICAL DATA

MECHANICAL

Module	Material	:	Thermoplastic
Grommet	Material	:	Fluorinated Elastomer
Contact	Material	:	Copper alloy
	Protection	:	Gold on nickel
Contact retention		:	Size 22 : 5,4 daN
		:	Size 20 : 8,9 daN
		:	Size 16 : 11,4 daN
		:	Size 12 : 13,6 daN
		:	Size 10 : 13,6 daN

CLIMATIC

Operating temperature	:	-55°C +175°C
-----------------------	---	--------------

FLUID RESISTANCE

Resistance	:	In conformity with NF C 93-462 - MIL-H-5606 - MIL-L-7808 following MIL-C-26482 C, NAS 1748.
Sealing	:	IP 66 with suitable wire ø.

ELECTRICAL

Size	Section mm ²	AWG	Current rating
22	0,15-0,38	22-24-26	5 A
20	0,21-0,93	18-20-22-24	7,5 A
16	0,60-1,34	16-18-20	13 A
12	1,91-3,18	12-14	23 A
10	5,15-8,98	8-10	50 A

DIELECTRIC WITHSTANDING VOLTAGE : 2 000 Vrms