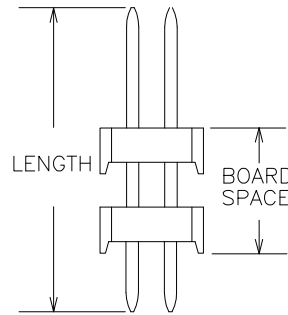
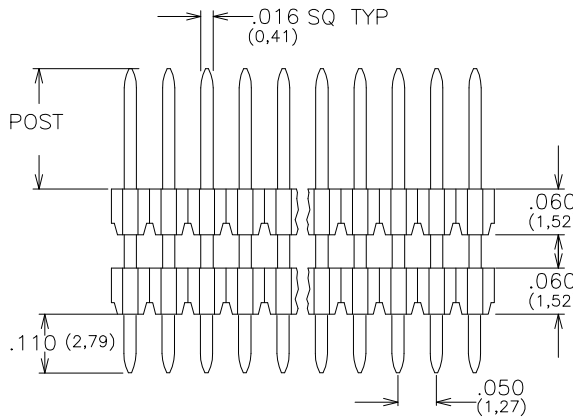
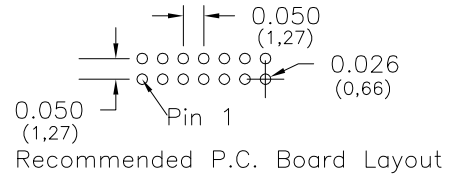
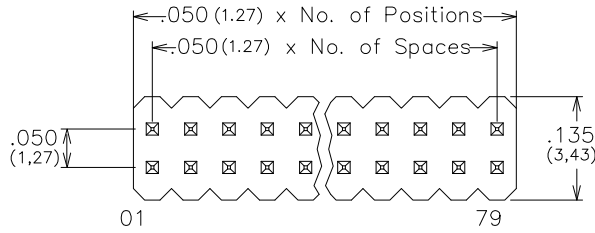


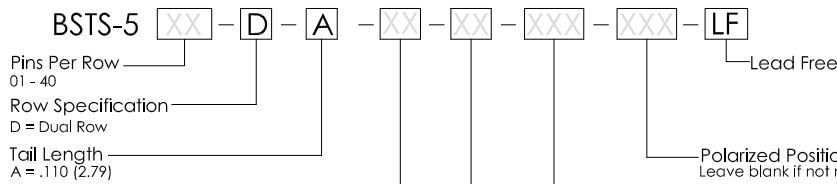
Major League Electronics .050x.050 cl Board Stacker Terminal Strips - Straight



Length - Board Space - .110 (2.79) = Post

Tails may be clipped to achieve desired pin length

Ordering Information



Polarized Position
Leave blank if not needed
If required, specify empty pin position, e.g. 012 for Pin 12

Desired Board Space
Please specify
e.g. .200 (5.08) = 200

Pin Options		
Length		
.328	8.32mm	06
.430	10.92mm	08
.480	12.19mm	10
.530	13.46mm	12
.580	14.73mm	14
.630	16.00mm	16
.680	17.27mm	18
.730	18.54mm	20
.780	19.81mm	22
.830	21.08mm	24


Plating Options	
G	10µ Gold on Contact Area / Flash on Tail
T	Matte Tin All Over
GT	10µ Gold on Contact Area / Matte Tin on Tail
H	30µ Gold on Contact Area / Matte Tin on Tail
F	Gold Flash over Entire Pin

Specifications

- Current Rating: 1.0 Ampere
- Insulation Resistance: 1000MΩ Min.
- Dielectric Withstanding: 300V AC
- Contact Resistance: 20 mΩ Max.
- Operating Temperature: -40°C to + 105°C
- Max. Process Temperature:
 - Peak: 260°C up to 10 secs.
 - Process: 230°C up to 60 secs.
 - Wave: 260°C up to 6 secs.
 - Manual Solder: 350°C up to 5 secs.

Materials

- Contact Material: Phosphor Bronze
- Insulator Material: Nylon 6T
- Plating: Au or Sn over 50µ" (1.27) Ni



Mates with:
LSSHs,
SMSS,
SSHS

Products cut to specific sizes are uncancellable/nonreturnable

Parts are subject to change without notice

BSTS-5-D SERIES

.050x.050 cl Dual Row - Straight Board Stacker Terminal Strips

08 FEB 07

Scale
NTS

UNLESS OTHERWISE SPECIFIED
DIMENSIONS IN INCHES (MM)
TOLERANCES ARE:

ONE PLACE DECIMALS ±.100
TWO PLACE DECIMALS ±.010
THREE PLACE DECIMALS ±.005
FOUR PLACE DECIMALS ±.0020
ANGLES
±5°



4235 Earnings Way, New Albany, Indiana, 47150, USA
1-800-782-3486 (USA/Canada/Mexico)
Tel: 812-944-7244
Fax: 812-944-7268
E-mail: mle@mlelectronics.com
Web: www.mlelectronics.com

Edition
1

Sheet
1/1